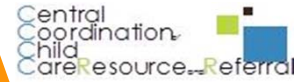


County Data Facts

All data as of January 31, 2016



Multnomah

57

County QRIS Participation

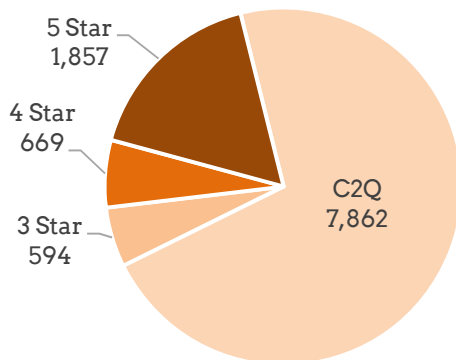
Star Rated Programs

	# Licensed	C2Q	3-Star	4-Star	5-Star
CC	256	95	9	3	10
CF	196	56	6	4	11
RF	646	59	2	0	0
HS	47	24	0	5	7
Totals	1145	234	17	12	28

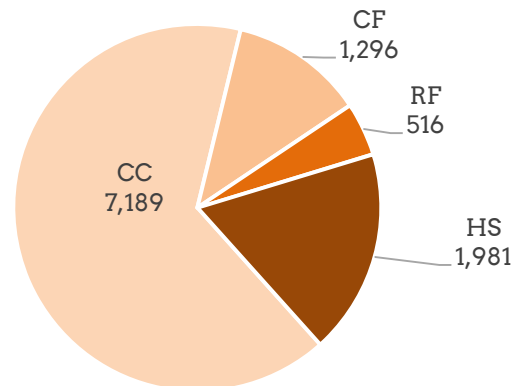
CC = Certified Center; CF = Certified Family; RF = Registered Family; HS = Head Start

Children in QRIS Programs: 10,982

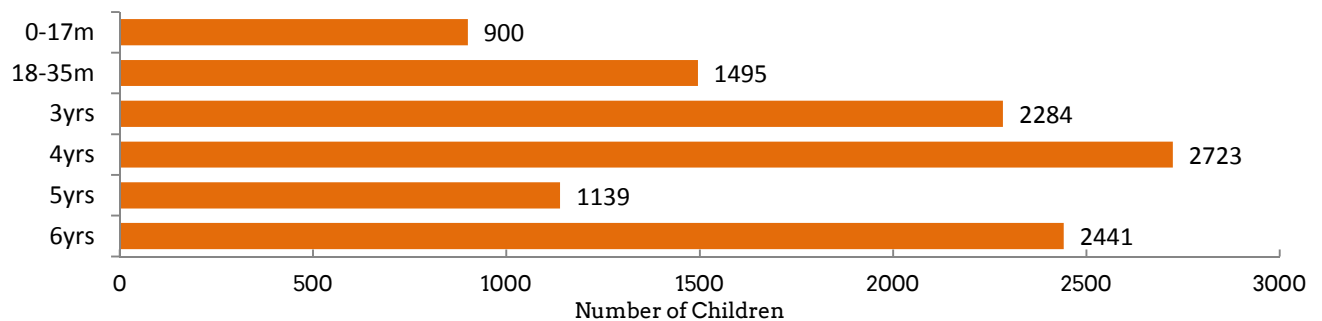
Children by Designation



Children by Program Type



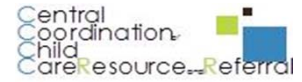
Children by Age



This document was made possible by Grant #412A130030 from U.S. Department of Education and from a Child Care Development Fund Block Grant #2014G996005 - Doc #G1401ORCCDF. Its contents are solely the responsibility of the authors and do not necessarily represent the official views of funders.

County Data Facts

All data as of January 31, 2016



26

Marion

County QRIS Participation

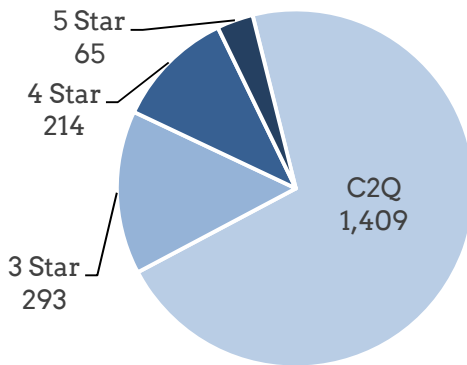
Star Rated Programs

	# Licensed	C2Q	3-Star	4-Star	5-Star
CC	88	14	4	1	0
CF	74	17	7	3	1
RF	235	22	7	0	1
HS	0	5	1	0	1
Totals	397	58	19	4	3

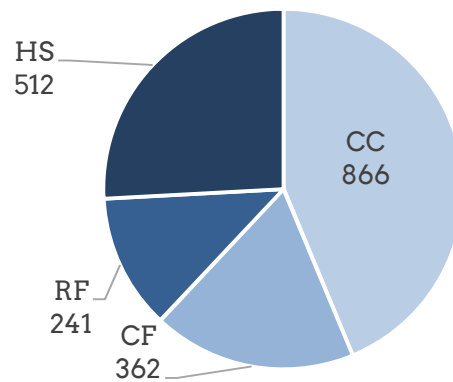
CC = Certified Center; CF = Certified Family; RF = Registered Family; HS = Head Start

Children in QRIS Programs: 1,981

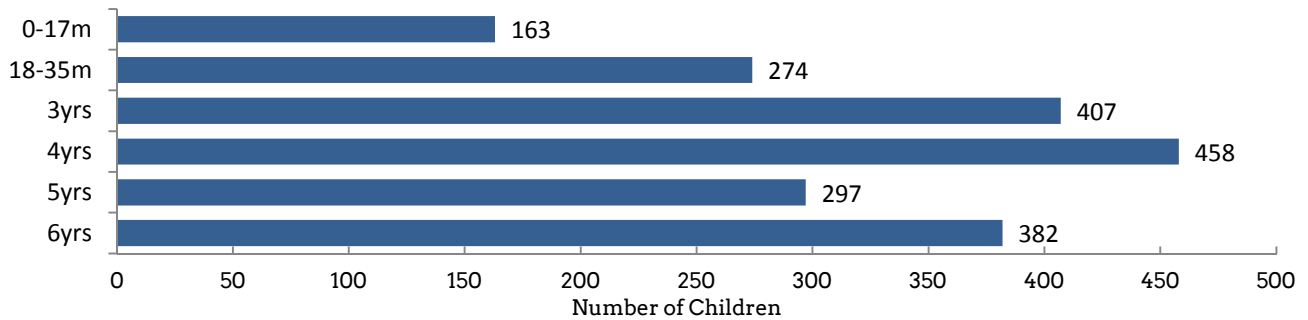
Children by Designation



Children by Program Type



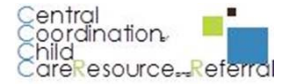
Children by Age



This document was made possible by Grant #412A130030 from U.S. Department of Education and from a Child Care Development Fund Block Grant #2014G996005 - Doc #G1401ORCCDF. Its contents are solely the responsibility of the authors and do not necessarily represent the official views of funders.

County Data Facts

All data as of January 31, 2016



Polk

9

County QRIS Participation

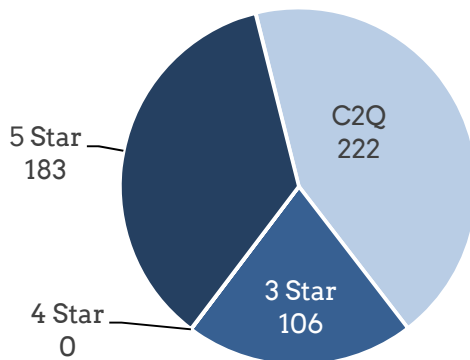
Star Rated Programs

	# Licensed	C2Q	3-Star	4-Star	5-Star
CC	19	2	2	0	2
CF	13	4	0	0	0
RF	48	8	3	0	0
HS	3	1	0	0	2
Totals	83	15	5	0	4

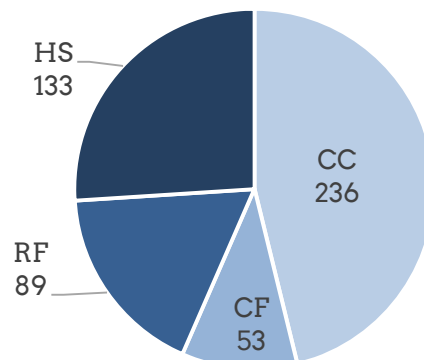
CC = Certified Center; CF = Certified Family; RF = Registered Family; HS = Head Start

Children in QRIS Programs: 511

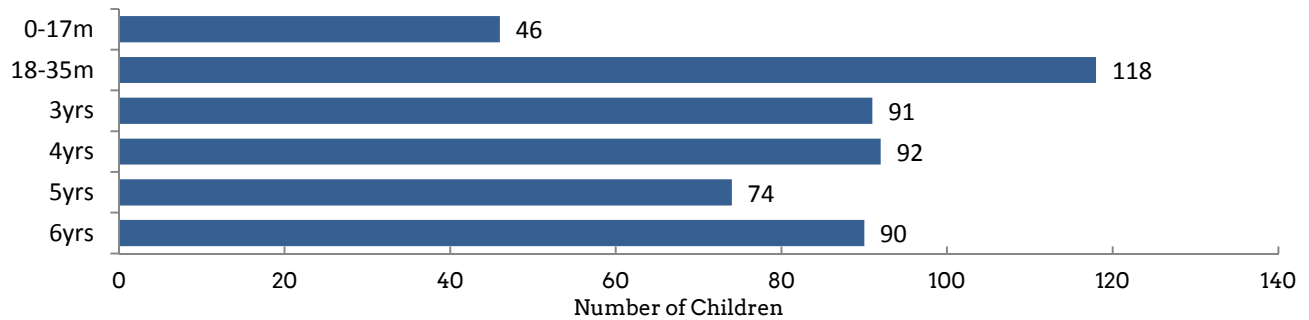
Children by Designation



Children by Program Type



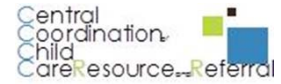
Children by Age



This document was made possible by Grant #412A130030 from U.S. Department of Education and from a Child Care Development Fund Block Grant #2014G996005 - Doc #G1401ORCCDF. Its contents are solely the responsibility of the authors and do not necessarily represent the official views of funders.

County Data Facts

All data as of January 31, 2016



Yamhill

22

County QRIS Participation

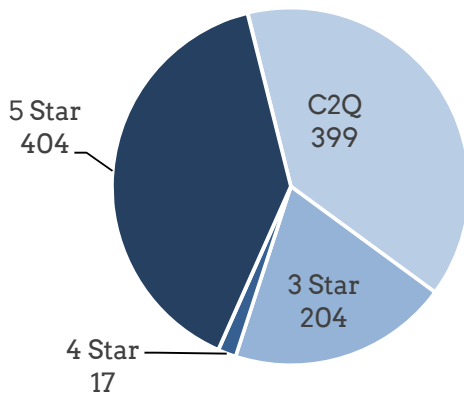
Star Rated Programs

	# Licensed	C2Q	3-Star	4-Star	5-Star
CC	17	6	1	1	1
CF	33	6	7	1	2
RF	43	4	5	0	0
HS	4	0	0	0	4
Totals	97	16	13	2	7

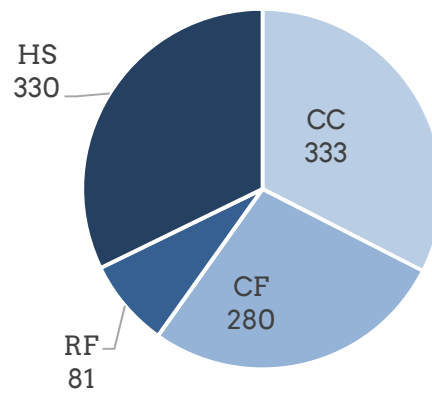
CC = Certified Center; CF = Certified Family; RF = Registered Family; HS = Head Start

Children in QRIS Programs: 1,024

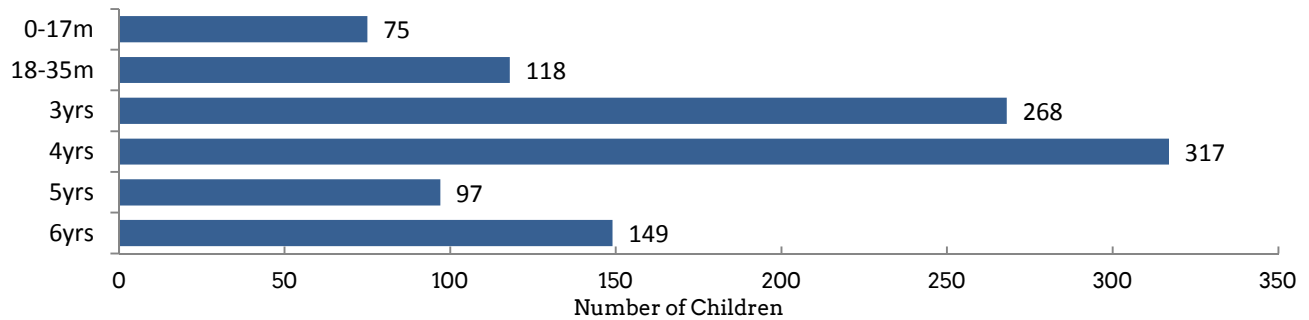
Children by Designation



Children by Program Type



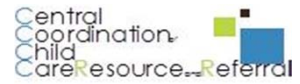
Children by Age



This document was made possible by Grant #412A130030 from U.S. Department of Education and from a Child Care Development Fund Block Grant #2014G996005 - Doc #G1401ORCCDF. Its contents are solely the responsibility of the authors and do not necessarily represent the official views of funders.

County Data Facts

All data as of January 31, 2016



Clatsop

0

County QRIS Participation

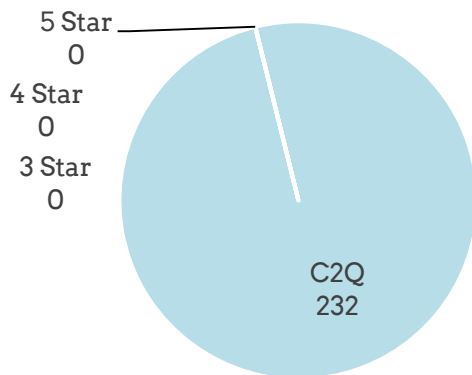
Star Rated Programs

	# Licensed	C2Q	3-Star	4-Star	5-Star
CC	9	5	0	0	0
CF	2	0	0	0	0
RF	16	3	0	0	0
HS	0	0	0	0	0
Totals	27	8	0	0	0

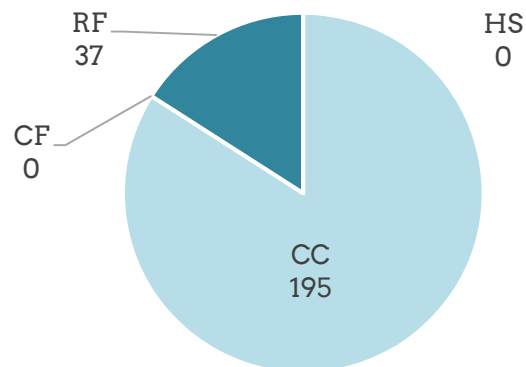
CC = Certified Center; CF = Certified Family; RF = Registered Family; HS = Head Start

Children in QRIS Programs: 232

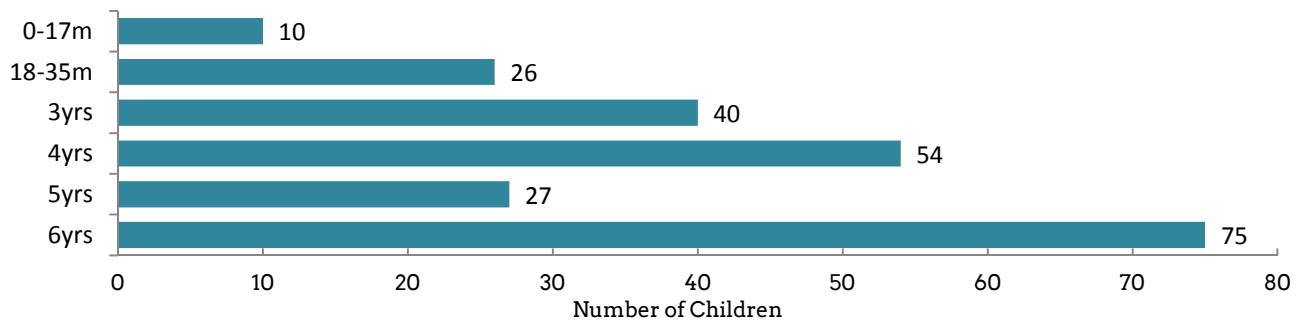
Children by Designation



Children by Program Type



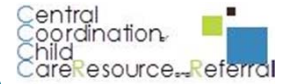
Children by Age



This document was made possible by Grant #412A130030 from U.S. Department of Education and from a Child Care Development Fund Block Grant #2014G996005 - Doc #G1401ORCCDF. Its contents are solely the responsibility of the authors and do not necessarily represent the official views of funders.

County Data Facts

All data as of January 31, 2016



Lincoln

1

County QRIS Participation

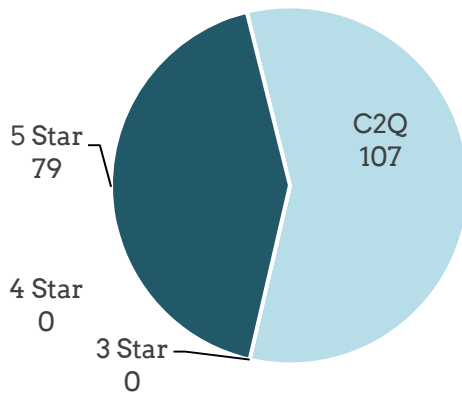
Star Rated Programs

	# Licensed	C2Q	3-Star	4-Star	5-Star
CC	7	2	0	0	1
CF	2	2	0	0	0
RF	14	5	0	0	0
HS	1	0	0	0	0
Totals	24	9	0	0	1

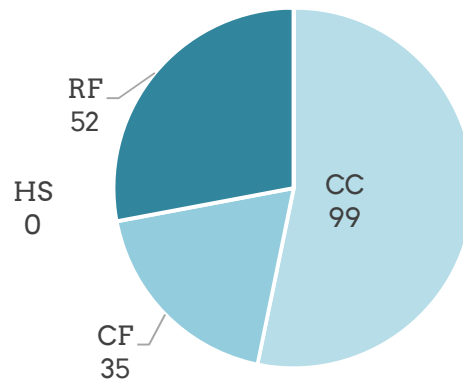
CC = Certified Center; CF = Certified Family; RF = Registered Family; HS = Head Start

Children in QRIS Programs: 186

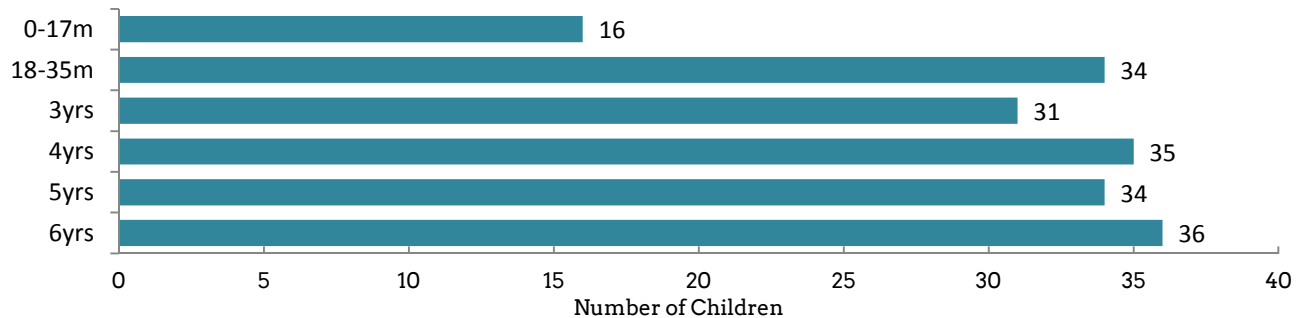
Children by Designation



Children by Program Type



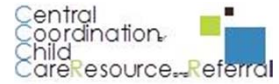
Children by Age



This document was made possible by Grant #412A130030 from U.S. Department of Education and from a Child Care Development Fund Block Grant #2014G996005 - Doc #G1401ORCCDF. Its contents are solely the responsibility of the authors and do not necessarily represent the official views of funders.

County Data Facts

All data as of January 31, 2016



Tillamook

0

County QRIS Participation

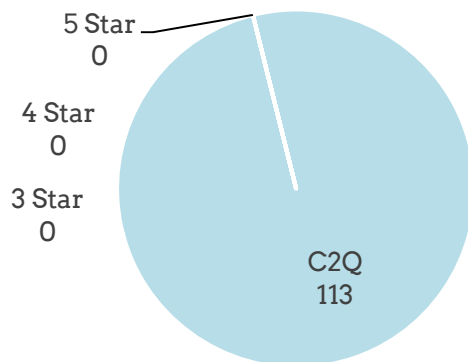
Star Rated Programs

	# Licensed	C2Q	3-Star	4-Star	5-Star
CC	3	3	0	0	0
CF	1	1	0	0	0
RF	14	2	0	0	0
HS	0	0	0	0	0
Totals	18	6	0	0	0

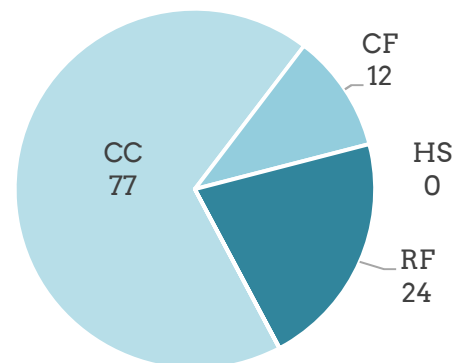
CC = Certified Center; CF = Certified Family; RF = Registered Family; HS = Head Start

Children in QRIS Programs: 113

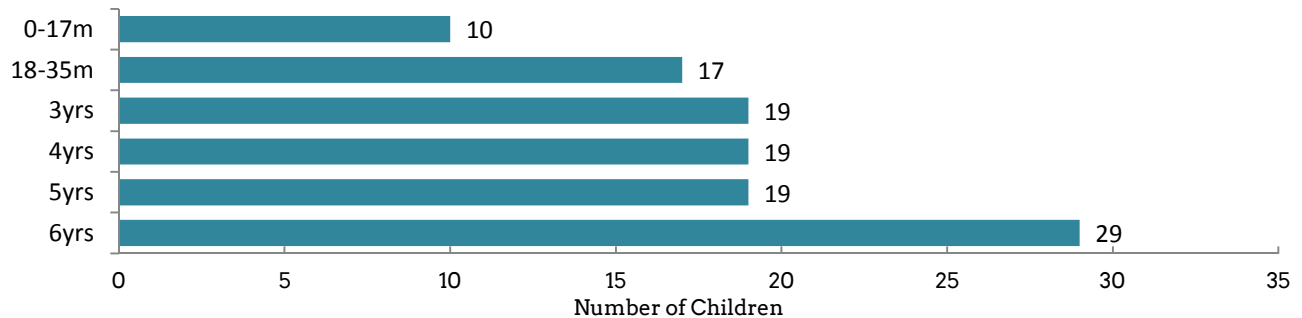
Children by Designation



Children by Program Type



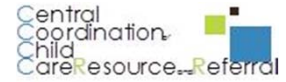
Children by Age



This document was made possible by Grant #412A130030 from U.S. Department of Education and from a Child Care Development Fund Block Grant #2014G996005 - Doc #G1401ORCCDF. Its contents are solely the responsibility of the authors and do not necessarily represent the official views of funders.

County Data Facts

All data as of January 31, 2016



Benton

10

County QRIS Participation

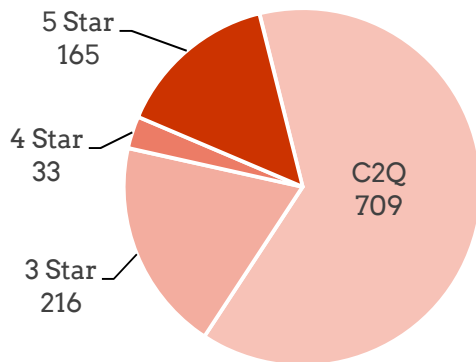
Star Rated Programs

	# Licensed	C2Q	3-Star	4-Star	5-Star
CC	31	10	3	1	2
CF	8	2	0	0	0
RF	26	3	1	1	0
HS	4	0	2	0	0
Totals	69	15	6	2	2

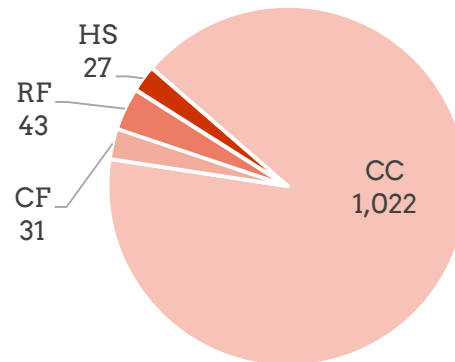
CC = Certified Center; CF = Certified Family; RF = Registered Family; HS = Head Start

Children in QRIS Programs: 1,123

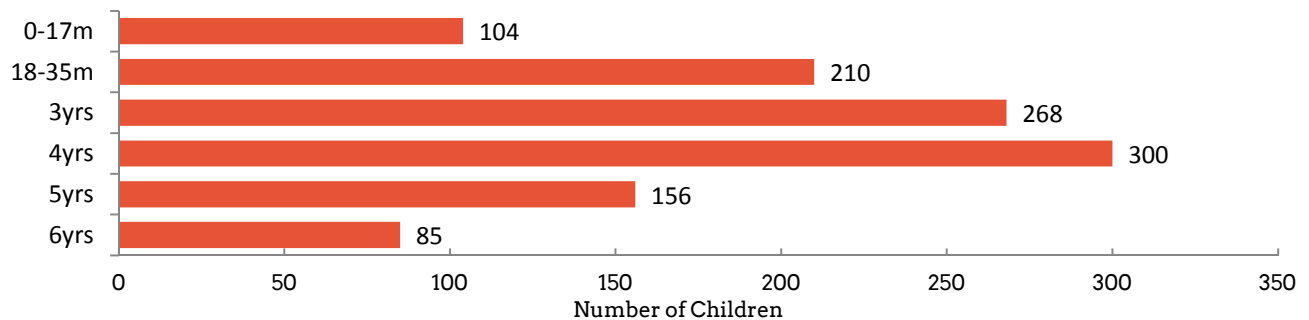
Children by Designation



Children by Program Type



Children by Age



This document was made possible by Grant #412A130030 from U.S. Department of Education and from a Child Care Development Fund Block Grant #2014G996005 - Doc #G1401ORCCDF. Its contents are solely the responsibility of the authors and do not necessarily represent the official views of funders.

County Data Facts

All data as of January 31, 2016



Linn

7

County QRIS Participation

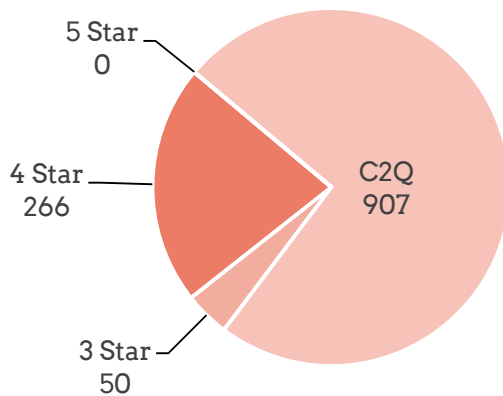
Star Rated Programs

	# Licensed	C2Q	3-Star	4-Star	5-Star
CC	20	12	1	0	0
CF	4	2	0	1	0
RF	66	11	2	0	0
HS	6	3	0	3	0
Totals	96	28	3	4	0

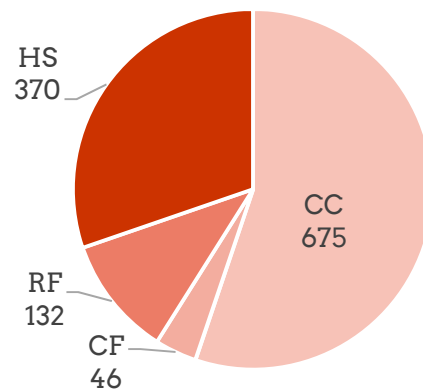
CC = Certified Center; CF = Certified Family; RF = Registered Family; HS = Head Start

Children in QRIS Programs: 1,223

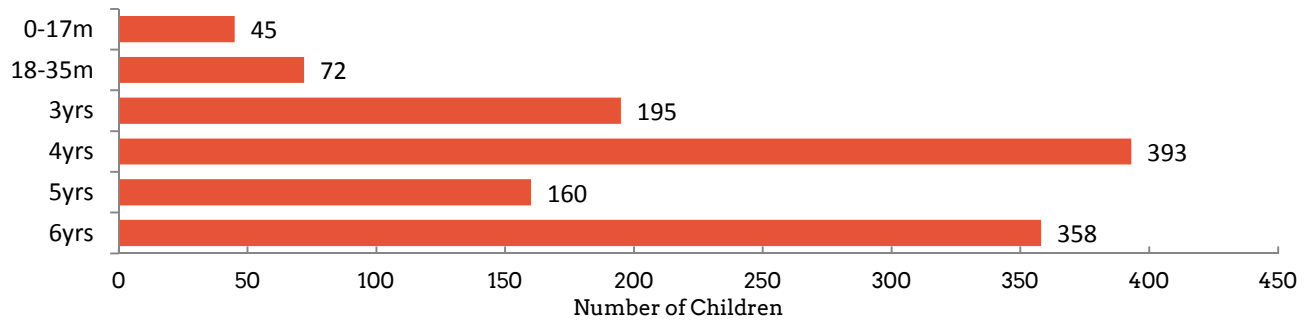
Children by Designation



Children by Program Type



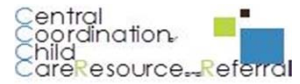
Children by Age



This document was made possible by Grant #412A130030 from U.S. Department of Education and from a Child Care Development Fund Block Grant #2014G996005 - Doc #G1401ORCCDF. Its contents are solely the responsibility of the authors and do not necessarily represent the official views of funders.

County Data Facts

All data as of January 31, 2016



Douglas

19

County QRIS Participation

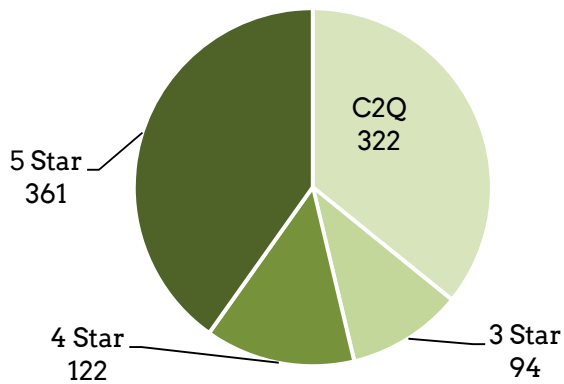
Star Rated Programs

	# Licensed	C2Q	3-Star	4-Star	5-Star
CC	13	5	1	1	1
CF	8	3	1	1	2
RF	50	6	6	0	0
HS	6	0	0	0	6
Totals	77	14	8	2	9

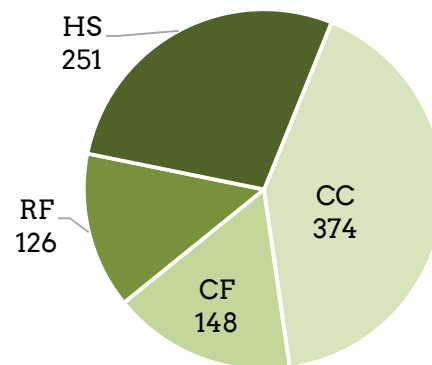
CC = Certified Center; CF = Certified Family; RF = Registered Family; HS = Head Start

Children in QRIS Programs: 899

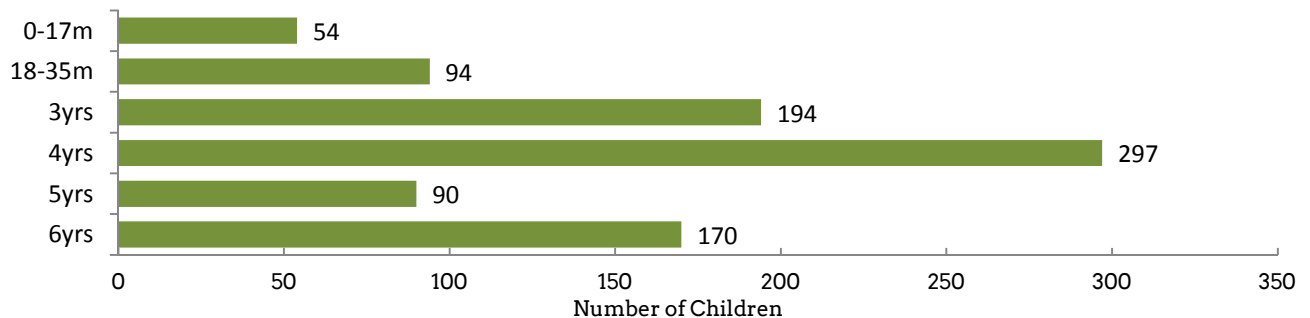
Children by Designation



Children by Program Type



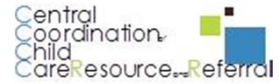
Children by Age



This document was made possible by Grant #412A130030 from U.S. Department of Education and from a Child Care Development Fund Block Grant #2014G996005 - Doc #G1401ORCCDF. Its contents are solely the responsibility of the authors and do not necessarily represent the official views of funders.

County Data Facts

All data as of January 31, 2016



Lane

48

County QRIS Participation

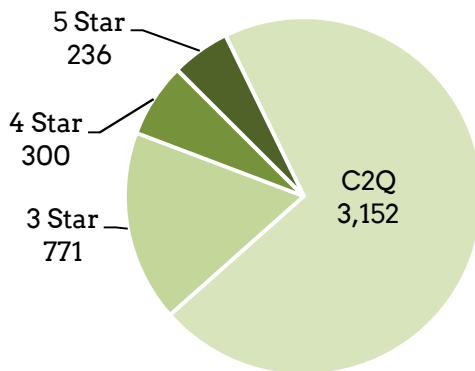
Star Rated Programs

	# Licensed	C2Q	3-Star	4-Star	5-Star
CC	94	36	16	4	4
CF	64	20	6	6	4
RF	163	15	6	1	1
HS	18	11	0	0	0
Totals	339	82	28	11	9

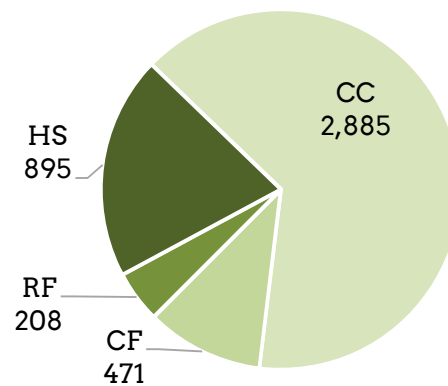
CC = Certified Center; CF = Certified Family; RF = Registered Family; HS = Head Start

Children in QRIS Programs: 4,459

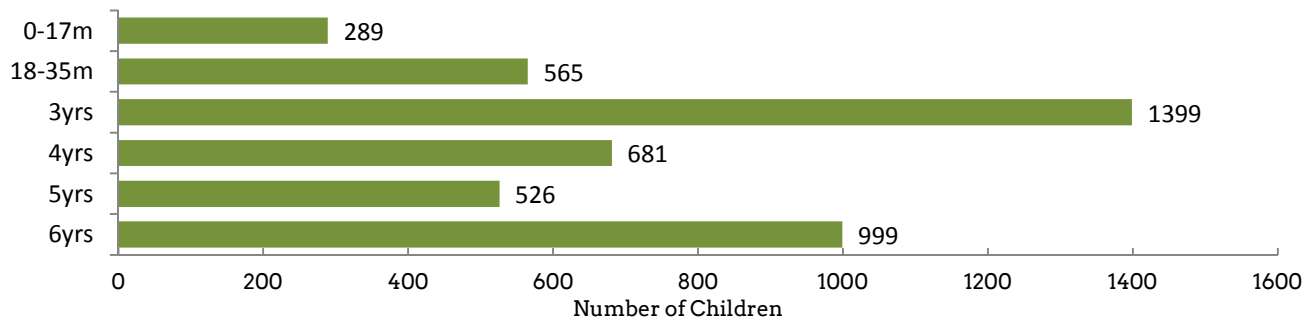
Children by Designation



Children by Program Type



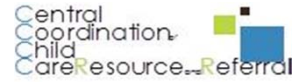
Children by Age



This document was made possible by Grant #412A130030 from U.S. Department of Education and from a Child Care Development Fund Block Grant #2014G996005 - Doc #G1401ORCCDF. Its contents are solely the responsibility of the authors and do not necessarily represent the official views of funders.

County Data Facts

All data as of January 31, 2016



Coos

2

County QRIS Participation

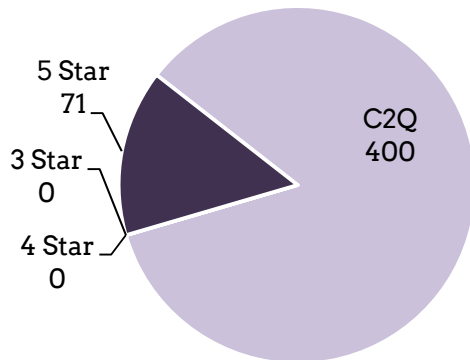
Star Rated Programs

	# Licensed	C2Q	3-Star	4-Star	5-Star
CC	7	5	0	0	0
CF	6	1	0	0	0
RF	28	4	0	0	0
HS	4	2	0	0	2
Totals	45	12	0	0	2

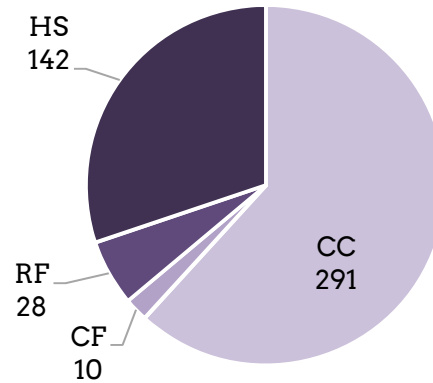
CC = Certified Center; CF = Certified Family; RF = Registered Family; HS = Head Start

Children in QRIS Programs: 471

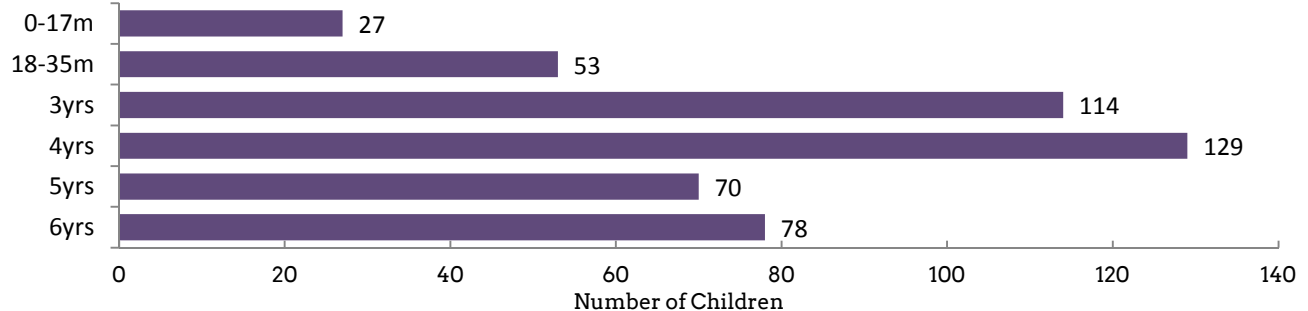
Children by Designation



Children by Program Type



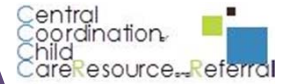
Children by Age



This document was made possible by Grant #412A130030 from U.S. Department of Education and from a Child Care Development Fund Block Grant #2014G996005 - Doc #G1401ORCCDF. Its contents are solely the responsibility of the authors and do not necessarily represent the official views of funders.

County Data Facts

All data as of January 31, 2016



Curry

1

County QRIS Participation

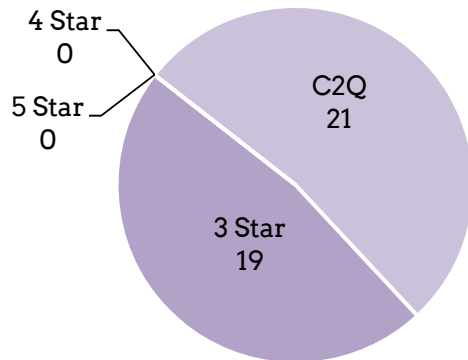
Star Rated Programs

	# Licensed	C2Q	3-Star	4-Star	5-Star
CC	3	1	0	0	0
CF	4	0	0	0	0
RF	6	0	0	0	0
HS	1	0	1	0	0
Totals	14	1	1	0	0

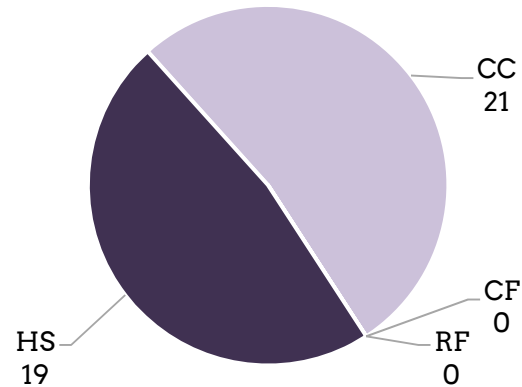
CC = Certified Center; CF = Certified Family; RF = Registered Family; HS = Head Start

Children in QRIS Programs: 40

Children by Designation



Children by Program Type



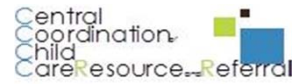
Children by Age



This document was made possible by Grant #412A130030 from U.S. Department of Education and from a Child Care Development Fund Block Grant #2014G996005 - Doc #G1401ORCCDF. Its contents are solely the responsibility of the authors and do not necessarily represent the official views of funders.

County Data Facts

All data as of January 31, 2016



Jackson

20

County QRIS Participation

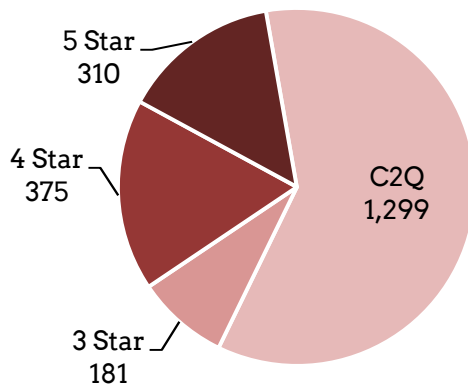
Star Rated Programs

	# Licensed	C2Q	3-Star	4-Star	5-Star
CC	34	6	3	2	0
CF	29	8	3	1	0
RF	122	24	2	1	0
HS	17	8	2	2	4
Totals	202	46	10	6	4

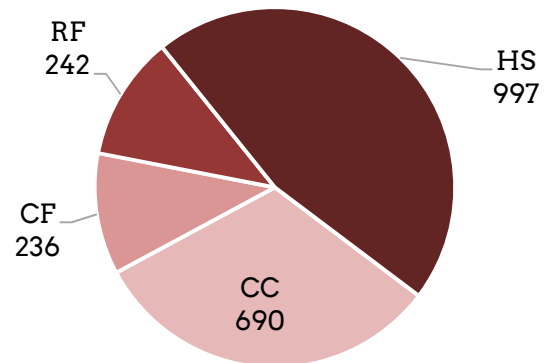
CC = Certified Center; CF = Certified Family; RF = Registered Family; HS = Head Start

Children in QRIS Programs: 2,165

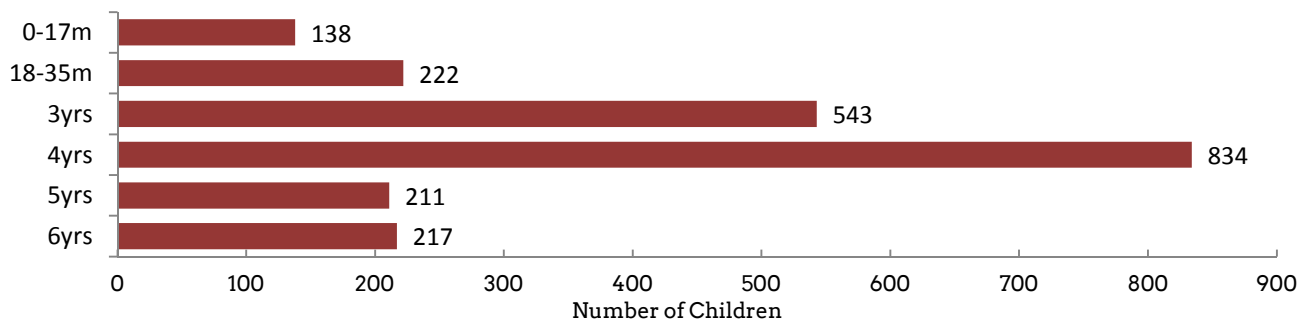
Children by Designation



Children by Program Type



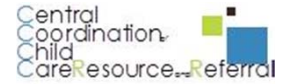
Children by Age



This document was made possible by Grant #412A130030 from U.S. Department of Education and from a Child Care Development Fund Block Grant #2014G996005 - Doc #G1401ORCCDF. Its contents are solely the responsibility of the authors and do not necessarily represent the official views of funders.

County Data Facts

All data as of January 31, 2016



Josephine

9

County QRIS Participation

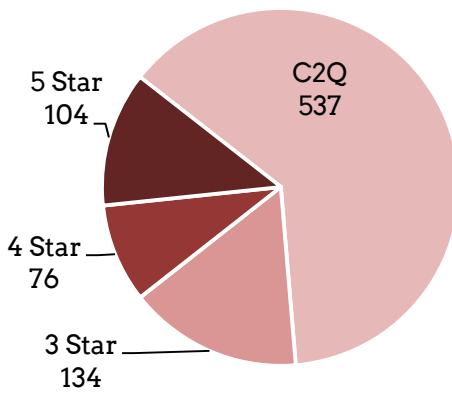
Star Rated Programs

	# Licensed	C2Q	3-Star	4-Star	5-Star
CC	22	3	2	1	1
CF	5	1	1	1	0
RF	28	3	0	1	0
HS	7	5	0	0	2
Totals	62	12	3	3	3

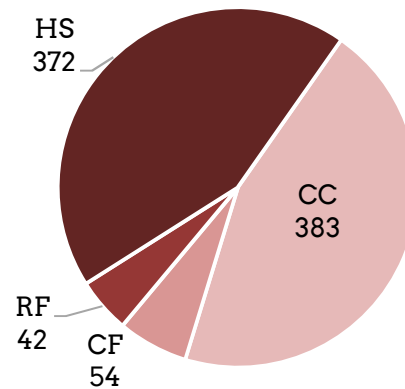
CC = Certified Center; CF = Certified Family; RF = Registered Family; HS = Head Start

Children in QRIS Programs: 851

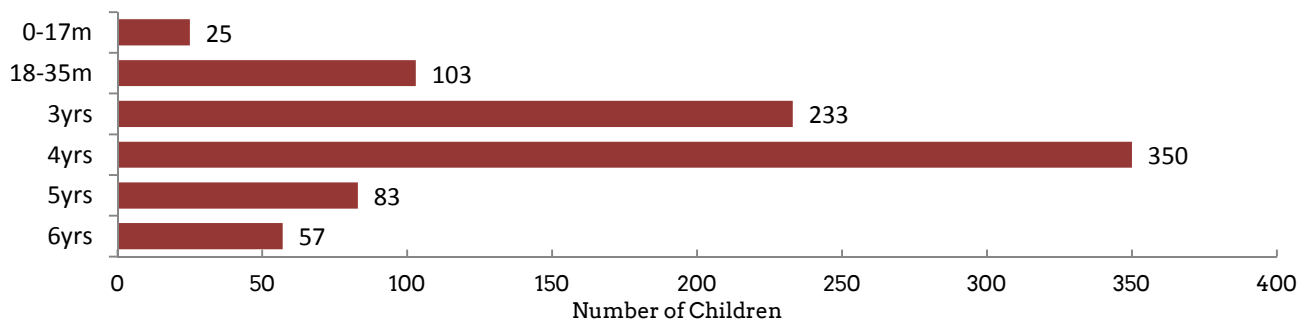
Children by Designation



Children by Program Type



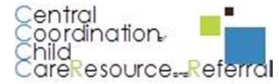
Children by Age



This document was made possible by Grant #412A130030 from U.S. Department of Education and from a Child Care Development Fund Block Grant #2014G996005 - Doc #G1401ORCCDF. Its contents are solely the responsibility of the authors and do not necessarily represent the official views of funders.

County Data Facts

All data as of January 31, 2016



Klamath

4

County QRIS Participation

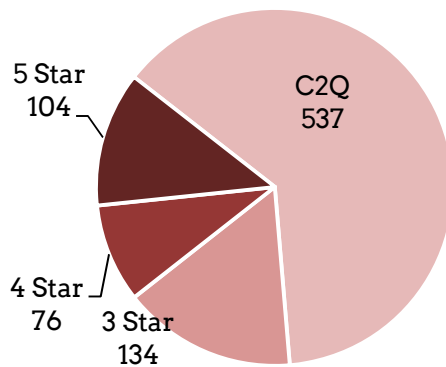
Star Rated Programs

	# Licensed	C2Q	3-Star	4-Star	5-Star
CC	9	4	0	0	0
CF	2	2	0	0	0
RF	22	2	1	0	0
HS	6	2	0	0	3
Totals	39	10	1	0	3

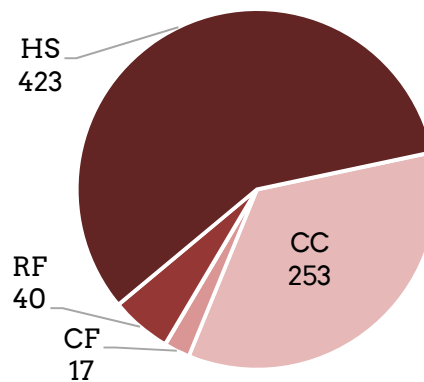
CC = Certified Center; CF = Certified Family; RF = Registered Family; HS = Head Start

Children in QRIS Programs: 733

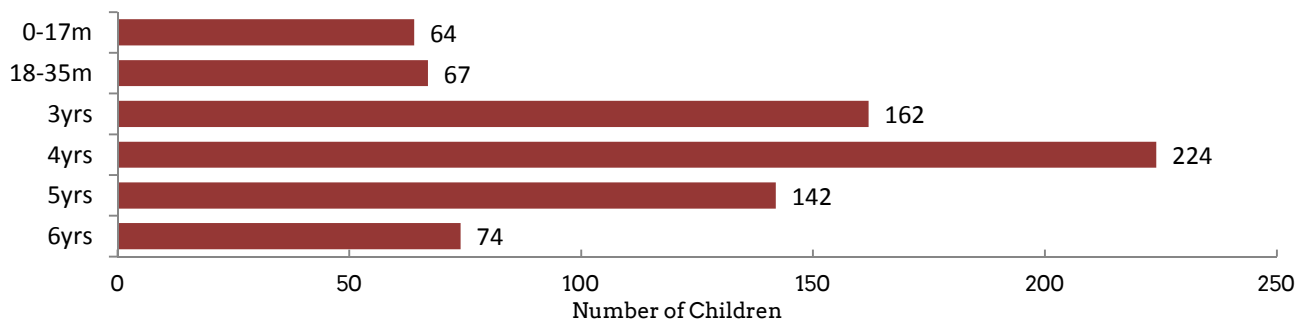
Children by Designation



Children by Program Type



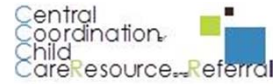
Children by Age



This document was made possible by Grant #412A130030 from U.S. Department of Education and from a Child Care Development Fund Block Grant #2014G996005 - Doc #G1401ORCCDF. Its contents are solely the responsibility of the authors and do not necessarily represent the official views of funders.

County Data Facts

All data as of January 31, 2016



Lake

1

County QRIS Participation

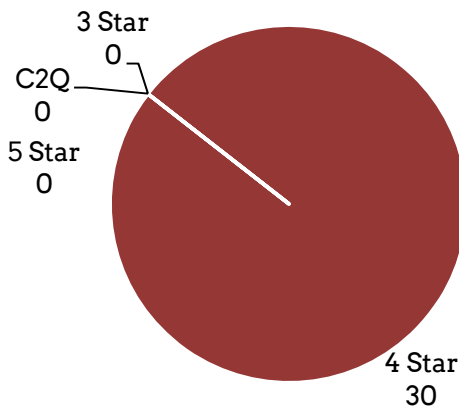
Star Rated Programs

	# Licensed	C2Q	3-Star	4-Star	5-Star
CC	1	0	0	0	0
CF	0	0	0	0	0
RF	0	0	0	0	0
HS	1	0	0	1	0
Totals	2	0	0	1	0

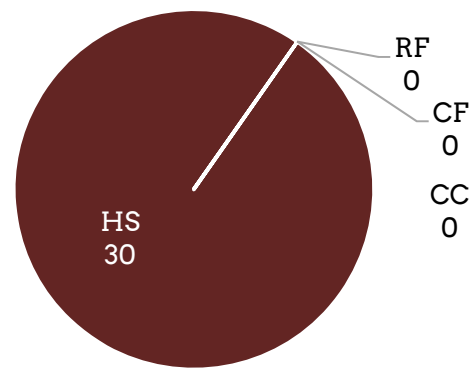
CC = Certified Center; CF = Certified Family; RF = Registered Family; HS = Head Start

Children in QRIS Programs: 30

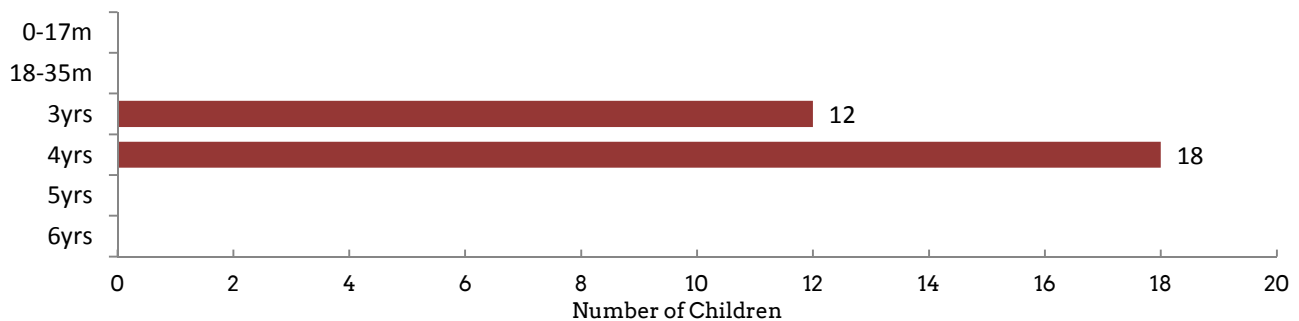
Children by Designation



Children by Program Type



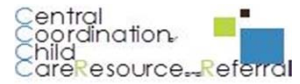
Children by Age



This document was made possible by Grant #412A130030 from U.S. Department of Education and from a Child Care Development Fund Block Grant #2014G996005 - Doc #G1401ORCCDF. Its contents are solely the responsibility of the authors and do not necessarily represent the official views of funders.

County Data Facts

All data as of January 31, 2016



Gilliam

0

County QRIS Participation

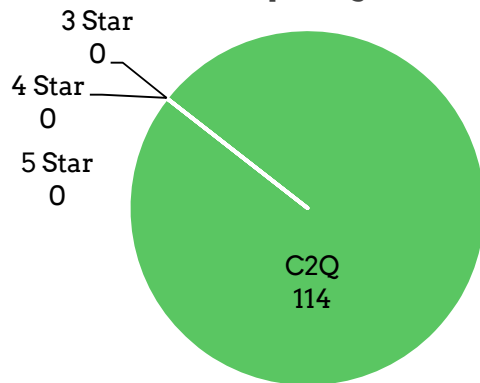
Star Rated Programs

	# Licensed	C2Q	3-Star	4-Star	5-Star
CC	1	1	0	0	0
CF	1	1	0	0	0
RF	1	1	0	0	0
HS	0	0	0	0	0
Totals	3	3	0	0	0

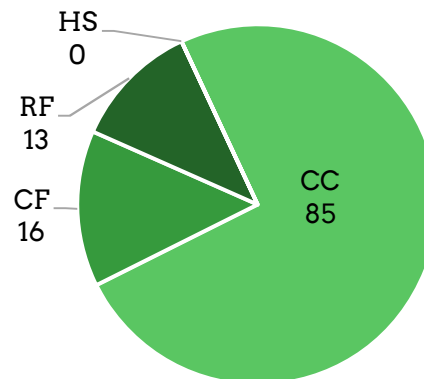
CC = Certified Center; CF = Certified Family; RF = Registered Family; HS = Head Start

Children in QRIS Programs: 114

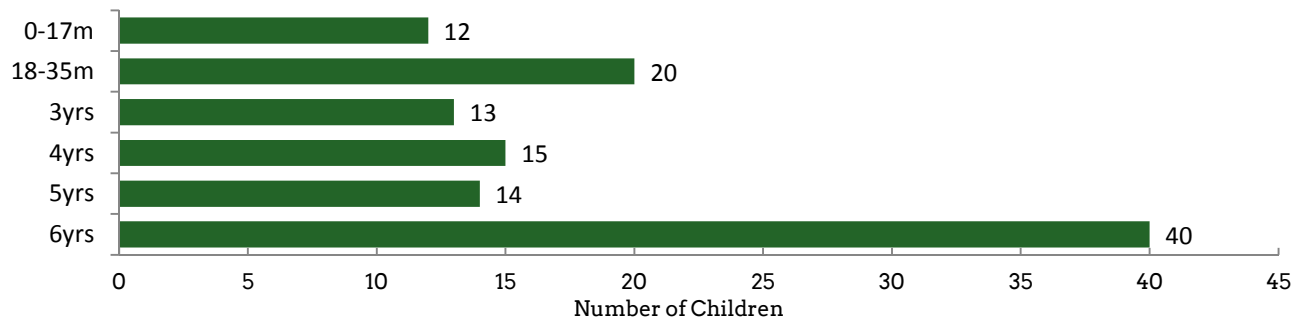
Children by Designation



Children by Program Type



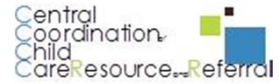
Children by Age



This document was made possible by Grant #412A130030 from U.S. Department of Education and from a Child Care Development Fund Block Grant #2014G996005 - Doc #G1401ORCCDF. Its contents are solely the responsibility of the authors and do not necessarily represent the official views of funders.

County Data Facts

All data as of January 31, 2016



Hood River

7

County QRIS Participation

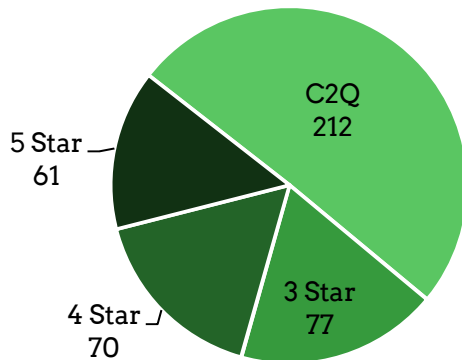
Star Rated Programs

	# Licensed	C2Q	3-Star	4-Star	5-Star
CC	9	4	1	0	0
CF	11	4	1	1	0
RF	9	2	0	0	0
HS	5	1	1	1	2
Totals	34	11	3	2	2

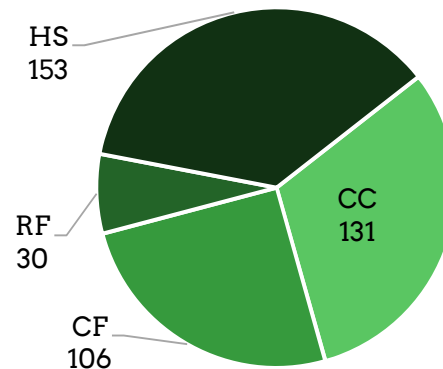
CC = Certified Center; CF = Certified Family; RF = Registered Family; HS = Head Start

Children in QRIS Programs: 420

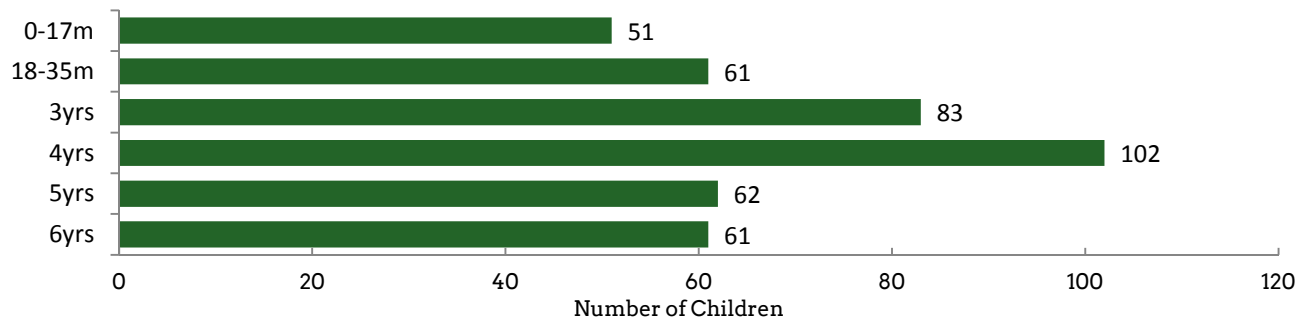
Children by Designation



Children by Program Type



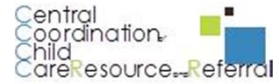
Children by Age



This document was made possible by Grant #412A130030 from U.S. Department of Education and from a Child Care Development Fund Block Grant #2014G996005 - Doc #G1401ORCCDF. Its contents are solely the responsibility of the authors and do not necessarily represent the official views of funders.

County Data Facts

All data as of January 31, 2016



Sherman

0

County QRIS Participation

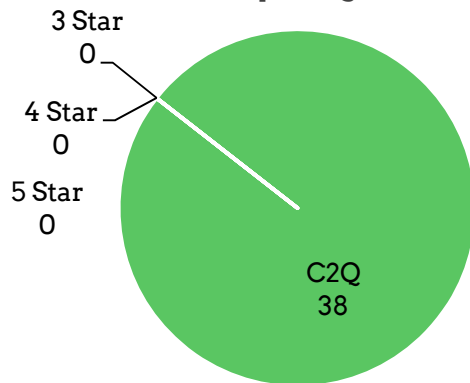
Star Rated Programs

	# Licensed	C2Q	3-Star	4-Star	5-Star
CC	2	2	0	0	0
CF	2	1	0	0	0
RF	0	0	0	0	0
HS	0	0	0	0	0
Totals	4	3	0	0	0

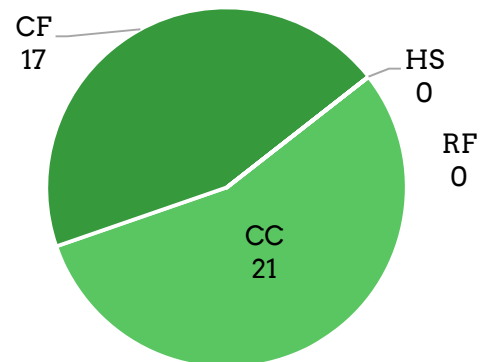
CC = Certified Center; CF = Certified Family; RF = Registered Family; HS = Head Start

Children in QRIS Programs: 38

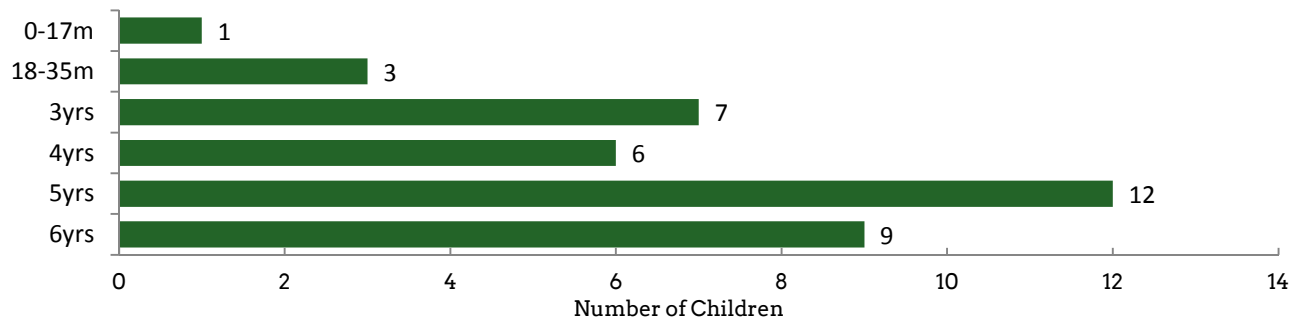
Children by Designation



Children by Program Type



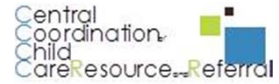
Children by Age



This document was made possible by Grant #412A130030 from U.S. Department of Education and from a Child Care Development Fund Block Grant #2014G996005 - Doc #G1401ORCCDF. Its contents are solely the responsibility of the authors and do not necessarily represent the official views of funders.

County Data Facts

All data as of January 31, 2016



Wasco

6

County QRIS Participation

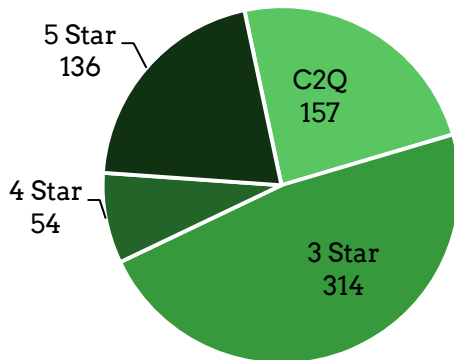
Star Rated Programs

	# Licensed	C2Q	3-Star	4-Star	5-Star
CC	4	1	1	0	0
CF	5	2	0	0	0
RF	31	11	0	0	0
HS	7	0	1	2	2
Totals	47	14	2	2	2

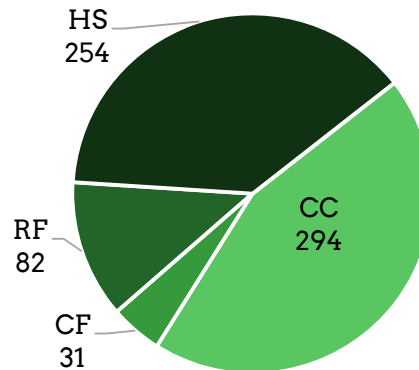
CC = Certified Center; CF = Certified Family; RF = Registered Family; HS = Head Start

Children in QRIS Programs: 661

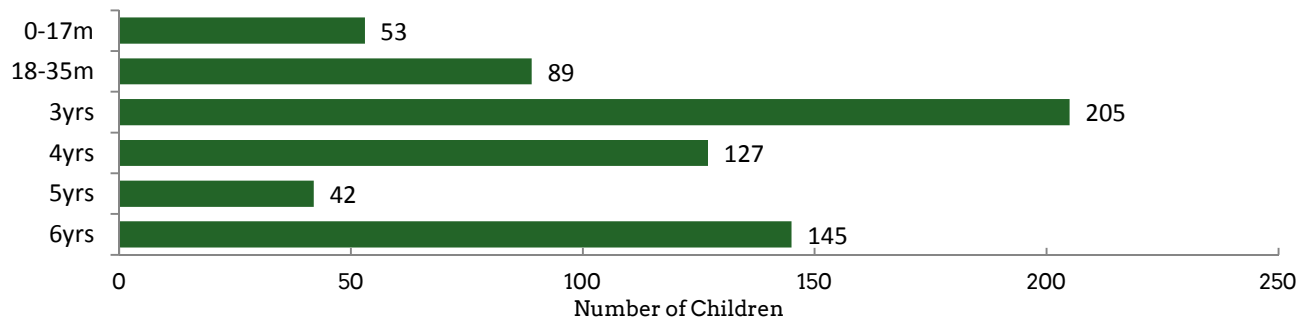
Children by Designation



Children by Program Type



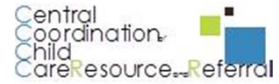
Children by Age



This document was made possible by Grant #412A130030 from U.S. Department of Education and from a Child Care Development Fund Block Grant #2014G996005 - Doc #G1401ORCCDF. Its contents are solely the responsibility of the authors and do not necessarily represent the official views of funders.

County Data Facts

All data as of January 31, 2016



Wheeler

0

County QRIS Participation

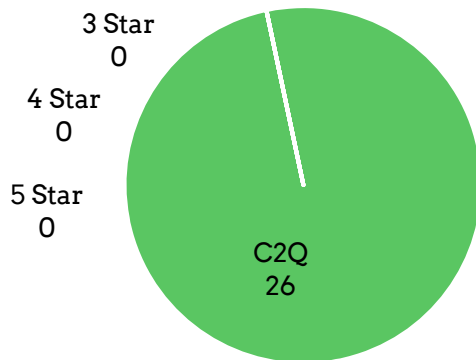
Star Rated Programs

	# Licensed	C2Q	3-Star	4-Star	5-Star
CC	3	3	0	0	0
CF	0	0	0	0	0
RF	1	0	0	0	0
HS	0	0	0	0	0
Totals	4	3	0	0	0

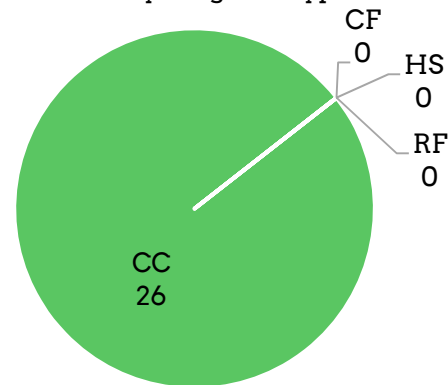
CC = Certified Center; CF = Certified Family; RF = Registered Family; HS = Head Start

Children in QRIS Programs: 26

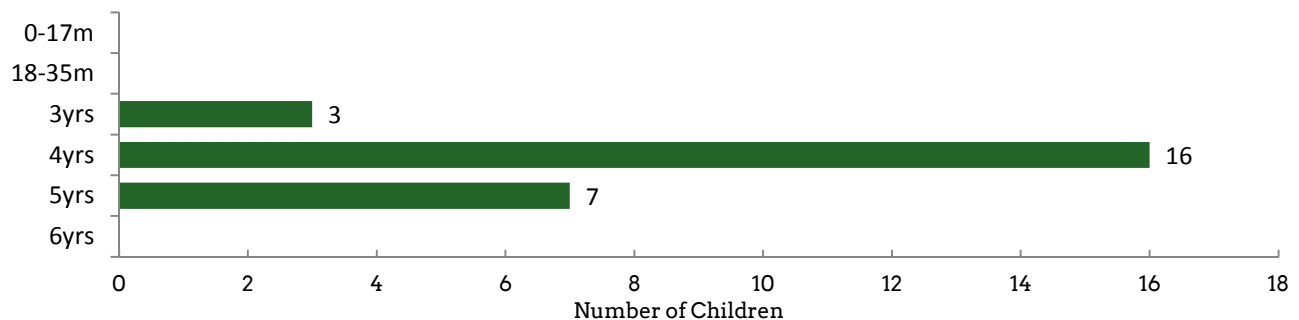
Children by Designation



Children by Program Type



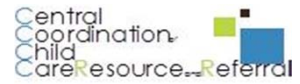
Children by Age



This document was made possible by Grant #412A130030 from U.S. Department of Education and from a Child Care Development Fund Block Grant #2014G996005 - Doc #G1401ORCCDF. Its contents are solely the responsibility of the authors and do not necessarily represent the official views of funders.

County Data Facts

All data as of January 31, 2016



Crook

3

County QRIS Participation

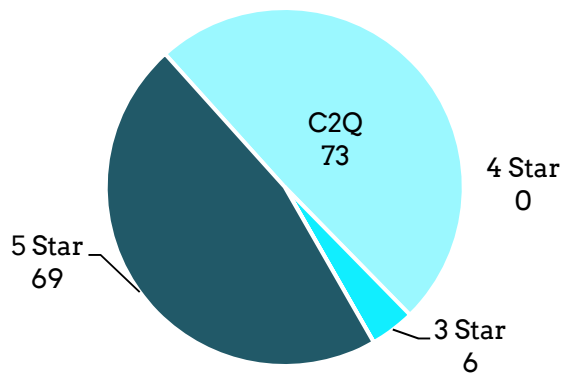
Star Rated Programs

	# Licensed	C2Q	3-Star	4-Star	5-Star
CC	1	1	0	0	0
CF	3	2	0	0	1
RF	9	1	1	0	0
HS	1	0	0	0	1
Totals	14	4	1	0	2

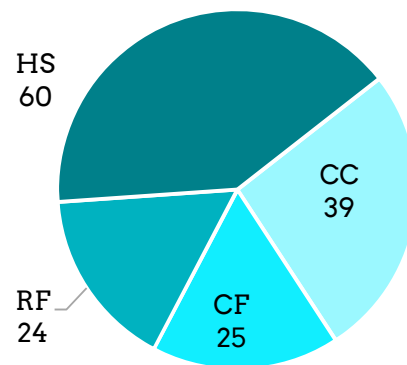
CC = Certified Center; CF = Certified Family; RF = Registered Family; HS = Head Start

Children in QRIS Programs: 148

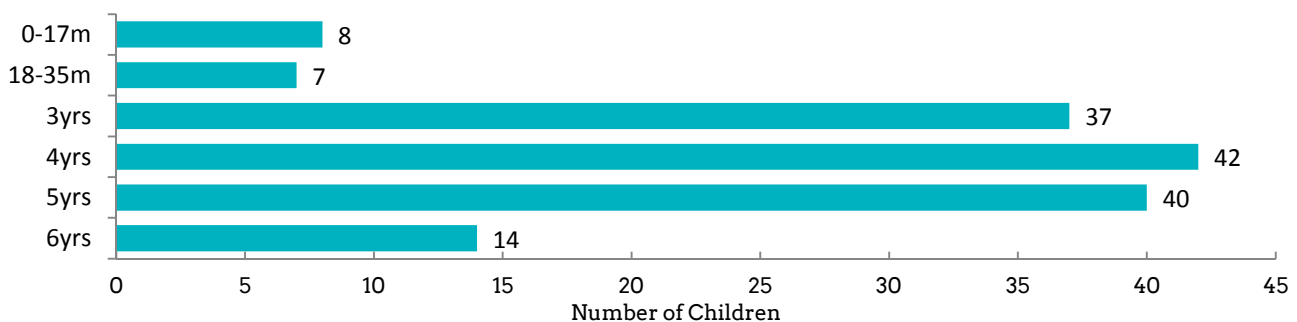
Children by Designation



Children by Program Type



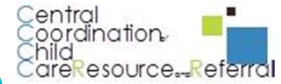
Children by Age



This document was made possible by Grant #412A130030 from U.S. Department of Education and from a Child Care Development Fund Block Grant #2014G996005 - Doc #G1401ORCCDF. Its contents are solely the responsibility of the authors and do not necessarily represent the official views of funders.

County Data Facts

All data as of January 31, 2016



Deschutes

32

County QRIS Participation

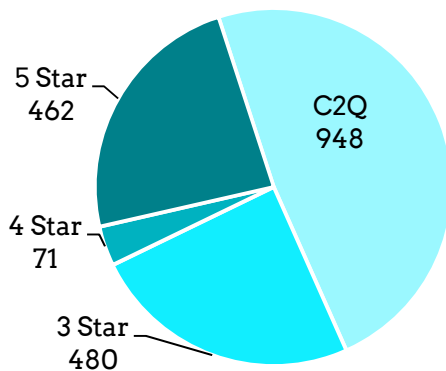
Star Rated Programs

	# Licensed	C2Q	3-Star	4-Star	5-Star
CC	47	13	7	1	4
CF	36	16	3	1	1
RF	74	16	7	2	3
HS	4	0	0	0	3
Totals	161	45	17	4	11

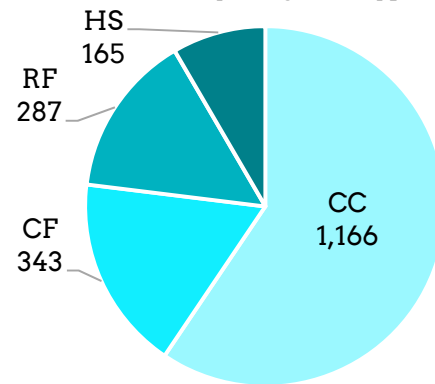
CC = Certified Center; CF = Certified Family; RF = Registered Family; HS = Head Start

Children in QRIS Programs: 1,961

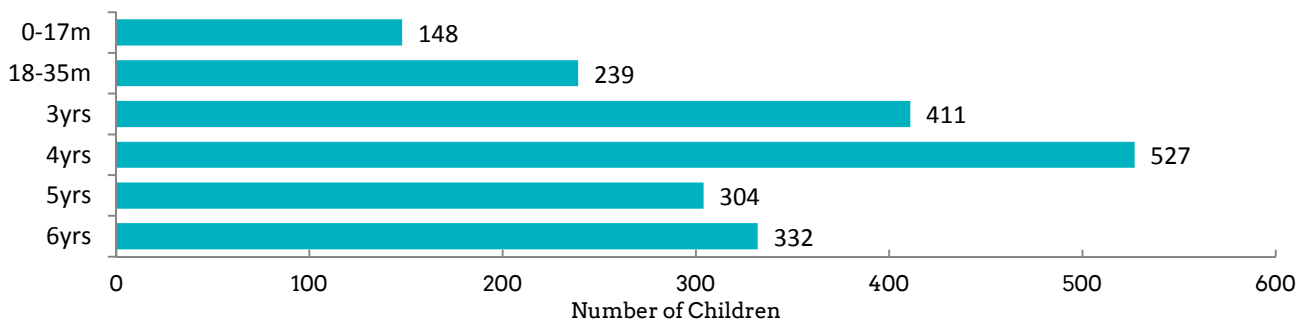
Children by Designation



Children by Program Type



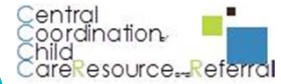
Children by Age



This document was made possible by Grant #412A130030 from U.S. Department of Education and from a Child Care Development Fund Block Grant #2014G996005 - Doc #G1401ORCCDF. Its contents are solely the responsibility of the authors and do not necessarily represent the official views of funders.

County Data Facts

All data as of January 31, 2016



Jefferson

6

County QRIS Participation

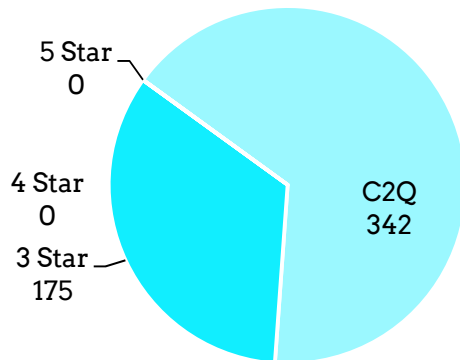
Star Rated Programs

	# Licensed	C2Q	3-Star	4-Star	5-Star
CC	4	2	2	0	0
CF	3	2	1	0	0
RF	16	6	1	0	0
HS	3	1	1	1	0
Totals	26	11	5	1	0

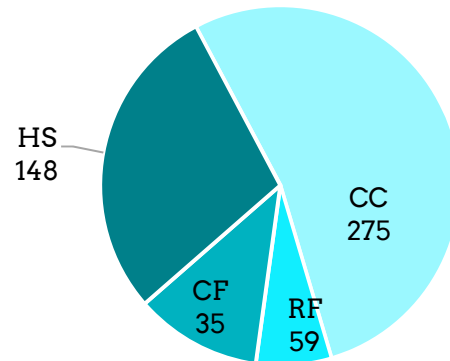
CC = Certified Center; CF = Certified Family; RF = Registered Family; HS = Head Start

Children in QRIS Programs: 517

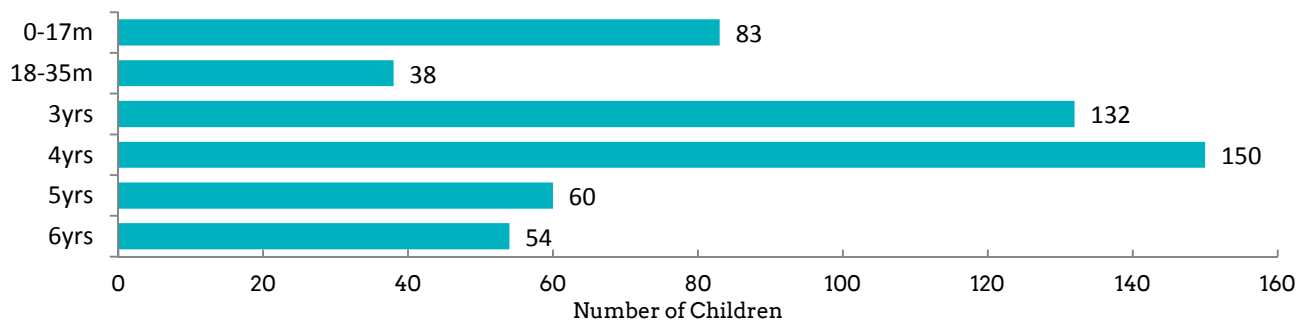
Children by Designation



Children by Program Type



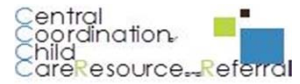
Children by Age



This document was made possible by Grant #412A130030 from U.S. Department of Education and from a Child Care Development Fund Block Grant #2014G996005 - Doc #G1401ORCCDF. Its contents are solely the responsibility of the authors and do not necessarily represent the official views of funders.

County Data Facts

All data as of January 31, 2016



Baker

0

County QRIS Participation

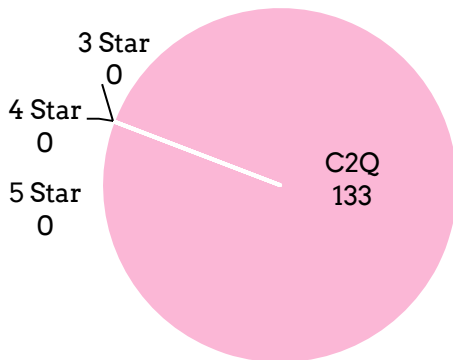
Star Rated Programs

	# Licensed	C2Q	3-Star	4-Star	5-Star
CC	1	0	0	0	0
CF	1	1	0	0	0
RF	17	4	0	0	0
HS	0	1	0	0	0
Totals	19	6	0	0	0

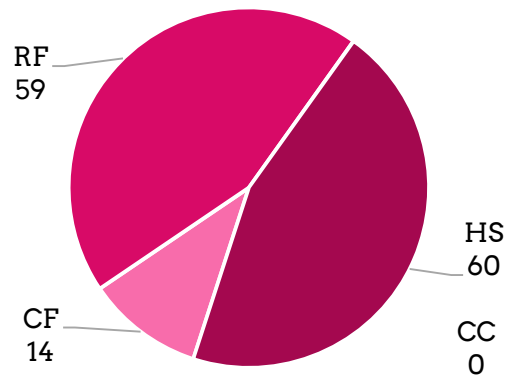
CC = Certified Center; CF = Certified Family; RF = Registered Family; HS = Head Start

Children in QRIS Programs: 133

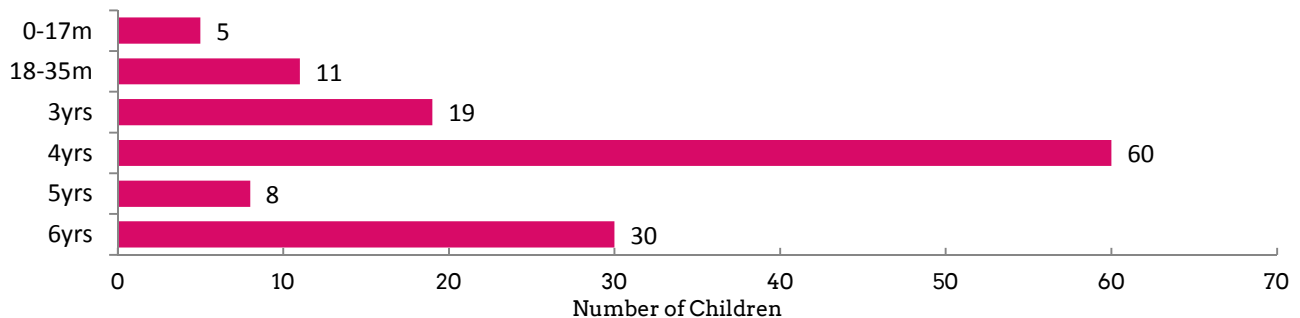
Children by Designation



Children by Program Type



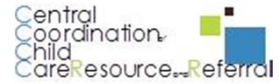
Children by Age



This document was made possible by Grant #412A130030 from U.S. Department of Education and from a Child Care Development Fund Block Grant #2014G996005 - Doc #G1401ORCCDF. Its contents are solely the responsibility of the authors and do not necessarily represent the official views of funders.

County Data Facts

All data as of January 31, 2016



Grant

0

County QRIS Participation

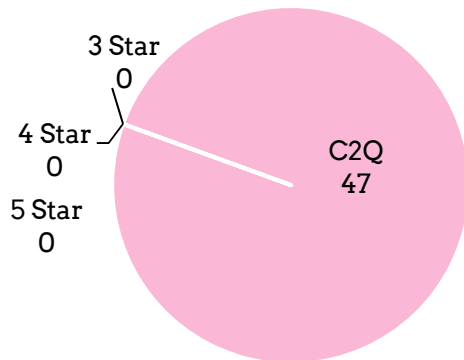
Star Rated Programs

	# Licensed	C2Q	3-Star	4-Star	5-Star
CC	2	1	0	0	0
CF	1	0	0	0	0
RF	4	0	0	0	0
HS	0	1	0	0	0
Totals	7	2	0	0	0

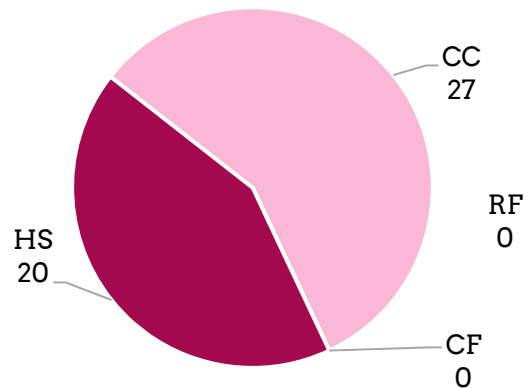
CC = Certified Center; CF = Certified Family; RF = Registered Family; HS = Head Start

Children in QRIS Programs: 47

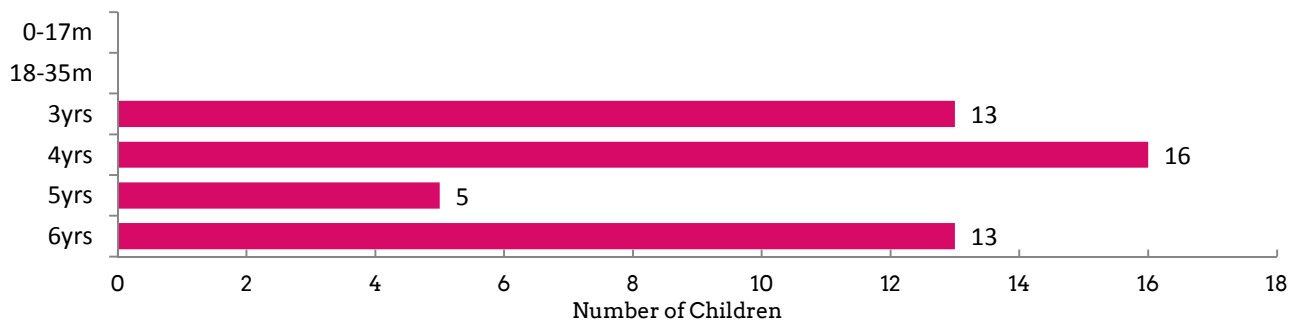
Children by Designation



Children by Program Type



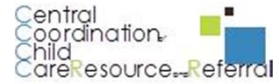
Children by Age



This document was made possible by Grant #412A130030 from U.S. Department of Education and from a Child Care Development Fund Block Grant #2014G996005 - Doc #G1401ORCCDF. Its contents are solely the responsibility of the authors and do not necessarily represent the official views of funders.

County Data Facts

All data as of January 31, 2016



Harney

1

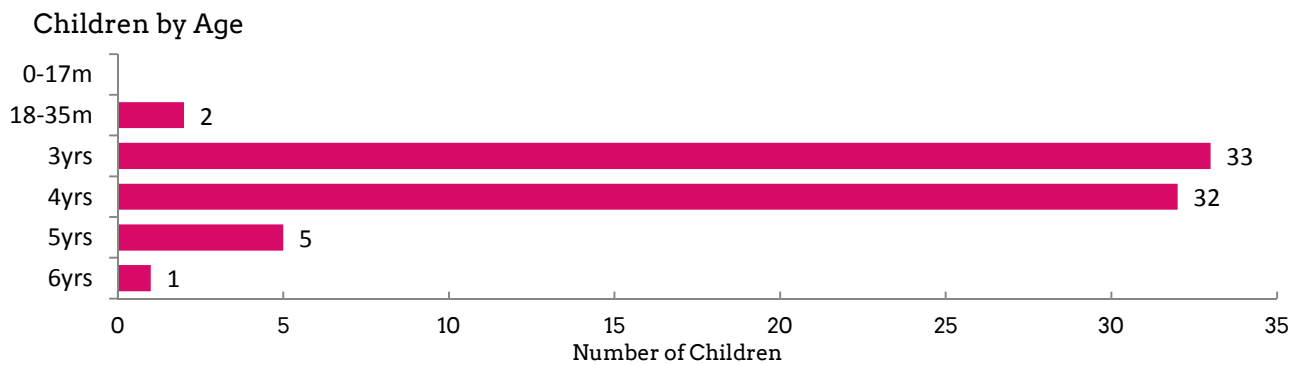
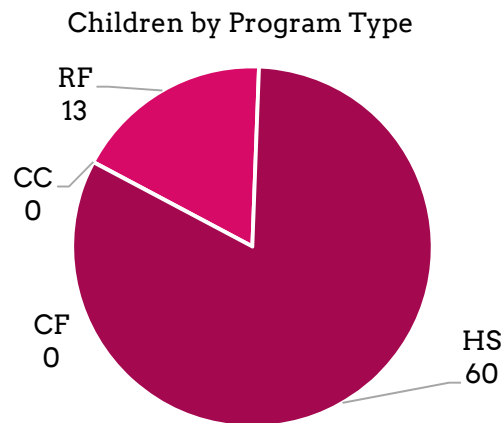
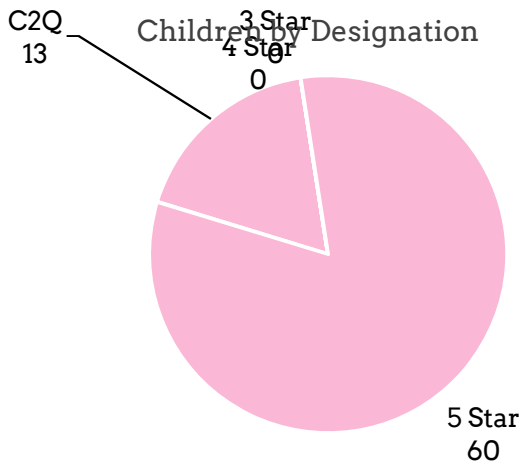
County QRIS Participation

Star Rated Programs

	# Licensed	C2Q	3-Star	4-Star	5-Star
CC	1	0	0	0	0
CF	0	0	0	0	0
RF	2	2	0	0	0
HS	0	0	0	0	1
Totals	3	2	0	0	1

CC = Certified Center; CF = Certified Family; RF = Registered Family; HS = Head Start

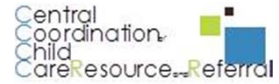
Children in QRIS Programs: 73



This document was made possible by Grant #412A130030 from U.S. Department of Education and from a Child Care Development Fund Block Grant #2014G996005 - Doc #G1401ORCCDF. Its contents are solely the responsibility of the authors and do not necessarily represent the official views of funders.

County Data Facts

All data as of January 31, 2016



Malheur

4

County QRIS Participation

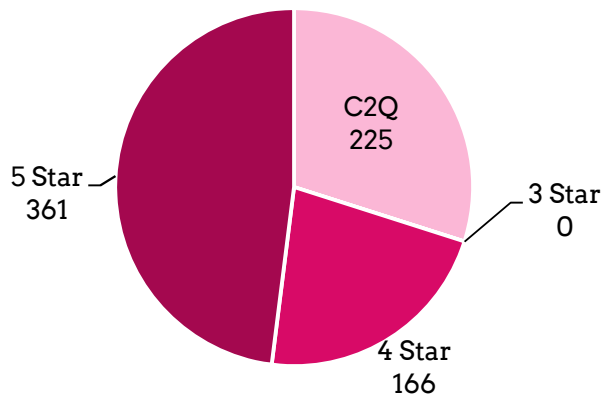
Star Rated Programs

	# Licensed	C2Q	3-Star	4-Star	5-Star
CC	7	1	0	0	0
CF	5	5	0	0	0
RF	19	5	0	0	0
HS	0	0	0	3	1
Totals	31	11	0	3	1

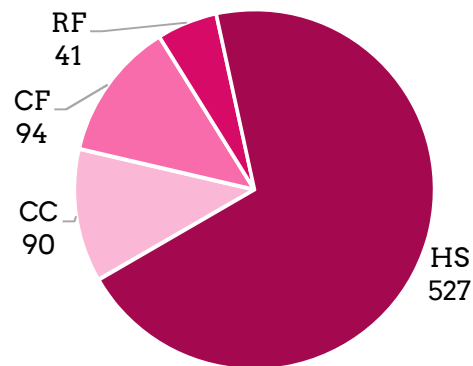
CC = Certified Center; CF = Certified Family; RF = Registered Family; HS = Head Start

Children in QRIS Programs: 752

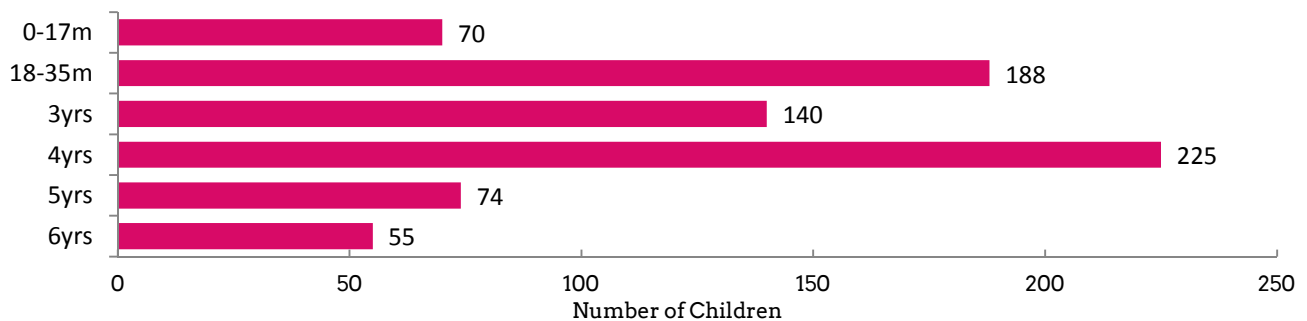
Children by Designation



Children by Program Type



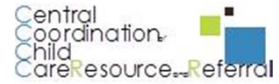
Children by Age



This document was made possible by Grant #412A130030 from U.S. Department of Education and from a Child Care Development Fund Block Grant #2014G996005 - Doc #G1401ORCCDF. Its contents are solely the responsibility of the authors and do not necessarily represent the official views of funders.

County Data Facts

All data as of January 31, 2016



Morrow

1

County QRIS Participation

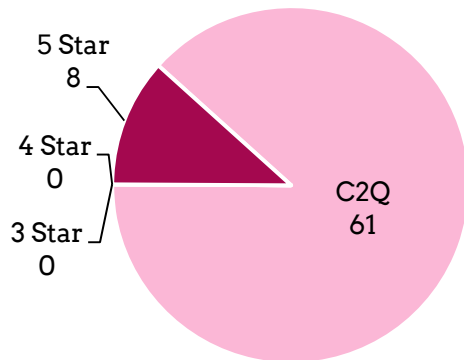
Star Rated Programs

	# Licensed	C2Q	3-Star	4-Star	5-Star
CC	4	1	0	0	0
CF	0	0	0	0	0
RF	2	1	0	0	0
HS	5	2	0	0	1
Totals	11	4	0	0	1

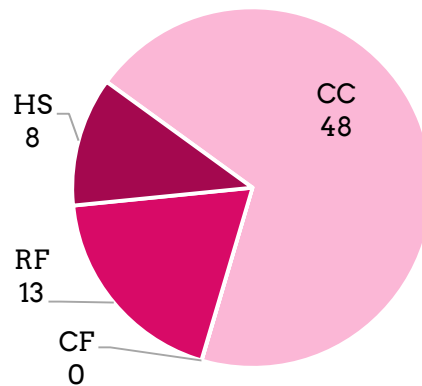
CC = Certified Center; CF = Certified Family; RF = Registered Family; HS = Head Start

Children in QRIS Programs: 69

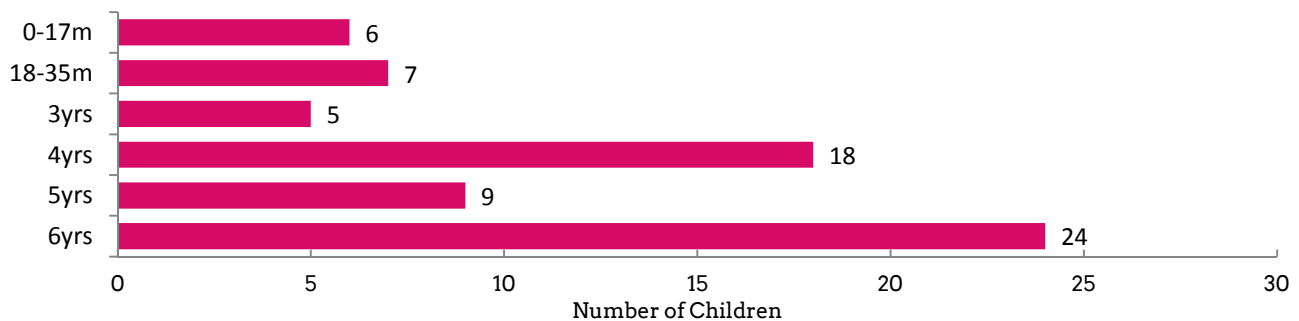
Children by Designation



Children by Program Type



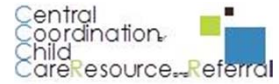
Children by Age



This document was made possible by Grant #412A130030 from U.S. Department of Education and from a Child Care Development Fund Block Grant #2014G996005 - Doc #G1401ORCCDF. Its contents are solely the responsibility of the authors and do not necessarily represent the official views of funders.

County Data Facts

All data as of January 31, 2016



Umatilla

5

County QRIS Participation

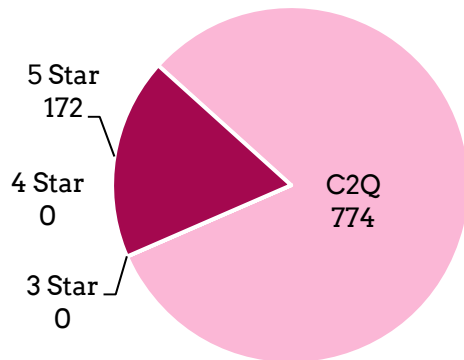
Star Rated Programs

	# Licensed	C2Q	3-Star	4-Star	5-Star
CC	8	3	0	0	0
CF	8	2	0	0	0
RF	53	11	0	0	0
HS	12	7	0	0	5
Totals	81	23	0	0	5

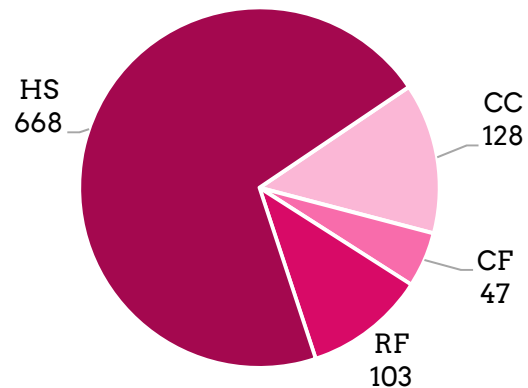
CC = Certified Center; CF = Certified Family; RF = Registered Family; HS = Head Start

Children in QRIS Programs: 946

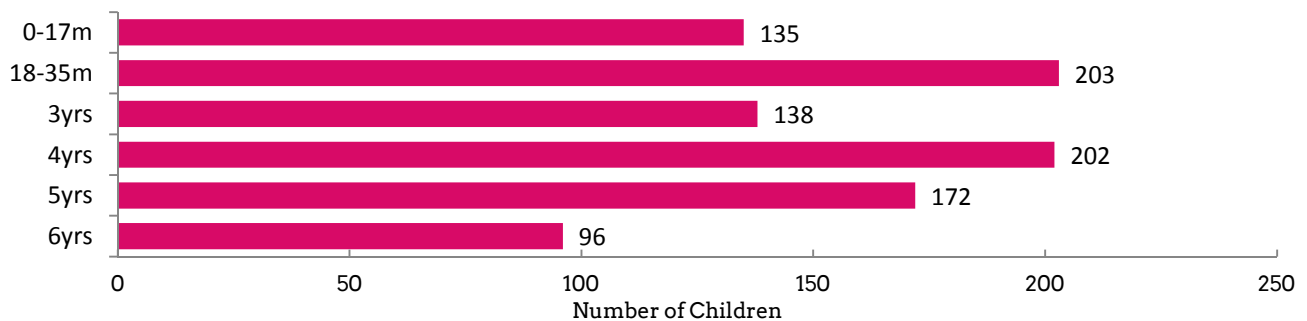
Children by Designation



Children by Program Type



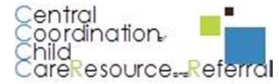
Children by Age



This document was made possible by Grant #412A130030 from U.S. Department of Education and from a Child Care Development Fund Block Grant #2014G996005 - Doc #G1401ORCCDF. Its contents are solely the responsibility of the authors and do not necessarily represent the official views of funders.

County Data Facts

All data as of January 31, 2016



Union

0

County QRIS Participation

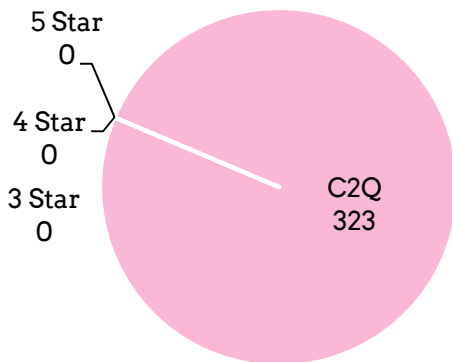
Star Rated Programs

	# Licensed	C2Q	3-Star	4-Star	5-Star
CC	6	1	0	0	0
CF	1	1	0	0	0
RF	32	5	0	0	0
HS	0	3	0	0	0
Totals	39	10	0	0	0

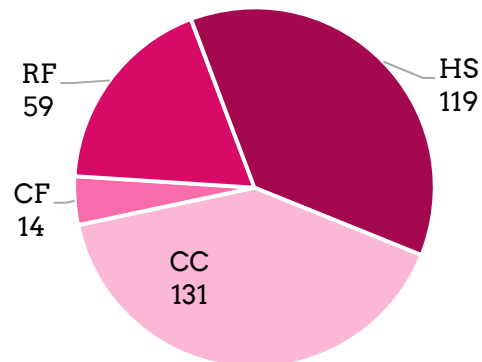
CC = Certified Center; CF = Certified Family; RF = Registered Family; HS = Head Start

Children in QRIS Programs: 323

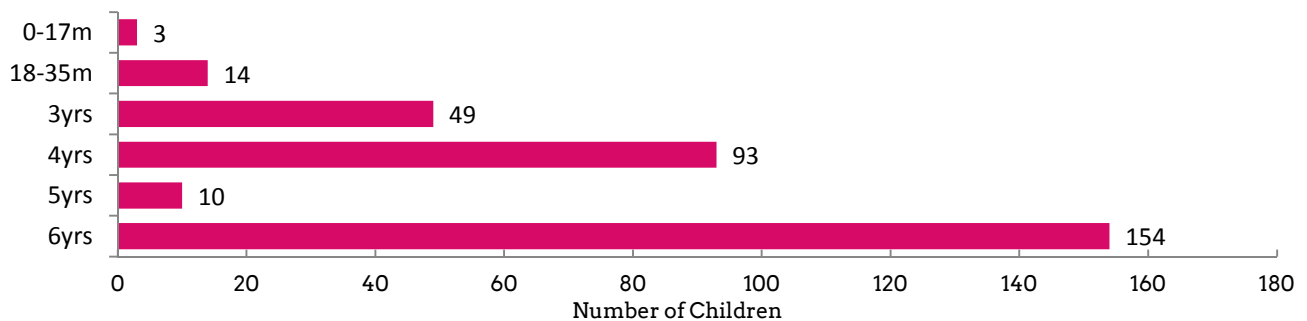
Children by Designation



Children by Program Type



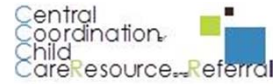
Children by Age



This document was made possible by Grant #412A130030 from U.S. Department of Education and from a Child Care Development Fund Block Grant #2014G996005 - Doc #G1401ORCCDF. Its contents are solely the responsibility of the authors and do not necessarily represent the official views of funders.

County Data Facts

All data as of January 31, 2016



Wallowa

0

County QRIS Participation

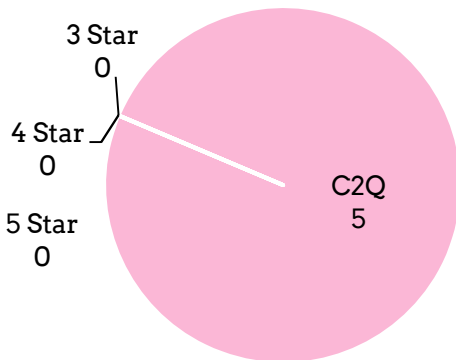
Star Rated Programs

	# Licensed	C2Q	3-Star	4-Star	5-Star
CC	3	1	0	0	0
CF	4	0	0	0	0
RF	1	0	0	0	0
HS	0	0	0	0	0
Totals	8	1	0	0	0

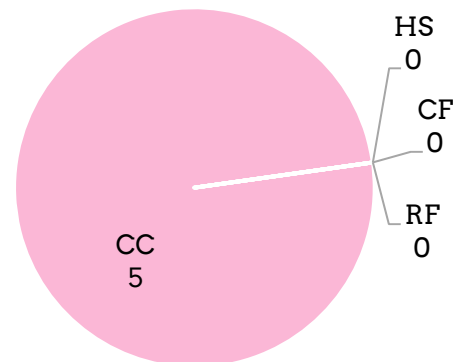
CC = Certified Center; CF = Certified Family; RF = Registered Family; HS = Head Start

Children in QRIS Programs: 5

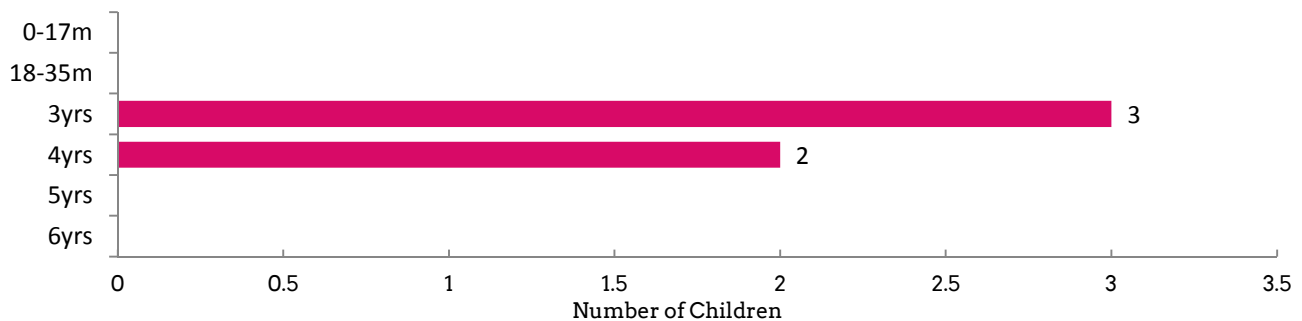
Children by Designation



Children by Program Type



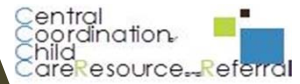
Children by Age



This document was made possible by Grant #412A130030 from U.S. Department of Education and from a Child Care Development Fund Block Grant #2014G996005 - Doc #G1401ORCCDF. Its contents are solely the responsibility of the authors and do not necessarily represent the official views of funders.

County Data Facts

All data as of January 31, 2016



Clackamas

11

County QRIS Participation

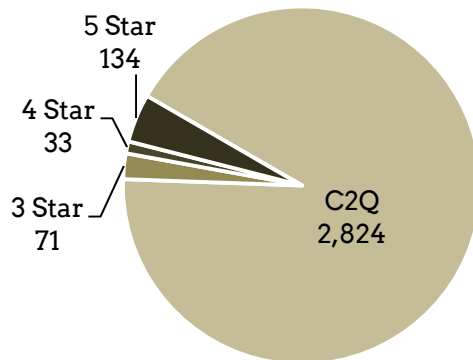
Star Rated Programs

	# Licensed	C2Q	3-Star	4-Star	5-Star
CC	95	34	0	1	1
CF	41	14	1	0	3
RF	177	21	4	0	0
HS	13	8	1	0	0
Totals	326	77	6	1	4

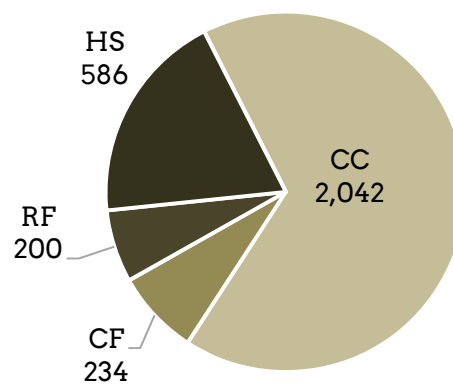
CC = Certified Center; CF = Certified Family; RF = Registered Family; HS = Head Start

Children in QRIS Programs: 3,062

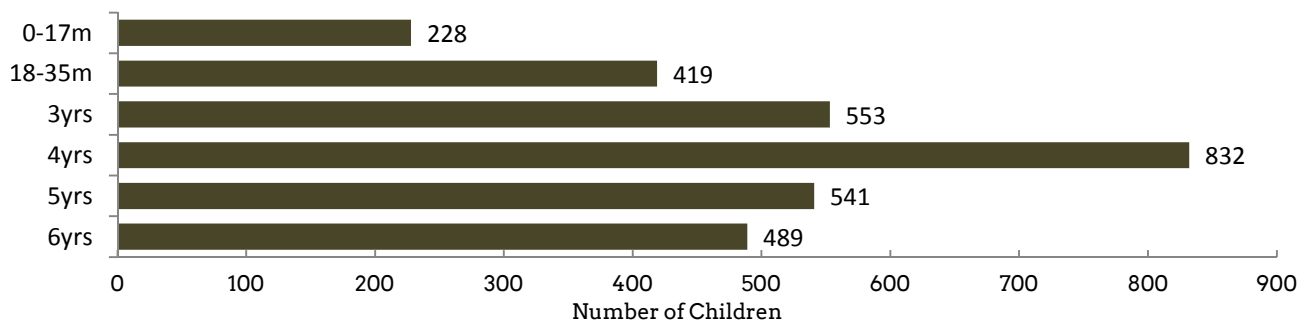
Children by Designation



Children by Program Type



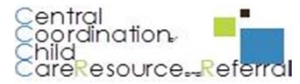
Children by Age



This document was made possible by Grant #412A130030 from U.S. Department of Education and from a Child Care Development Fund Block Grant #2014G996005 - Doc #G1401ORCCDF. Its contents are solely the responsibility of the authors and do not necessarily represent the official views of funders.

County Data Facts

All data as of January 31, 2016



Columbia

3

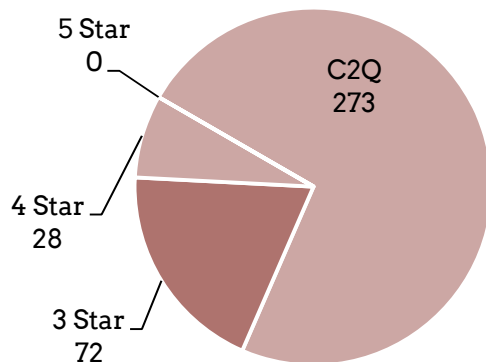
Star Rated Programs

	# Licensed	C2Q	3-Star	4-Star	5-Star
CC	13	5	1	1	0
CF	1	0	0	0	0
RF	21	7	1	0	0
HS	0	0	0	0	0
Totals	35	12	2	1	0

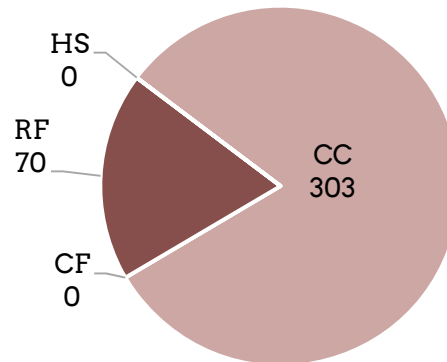
CC = Certified Center; CF = Certified Family; RF = Registered Family; HS = Head Start

Children in QRIS Programs: 373

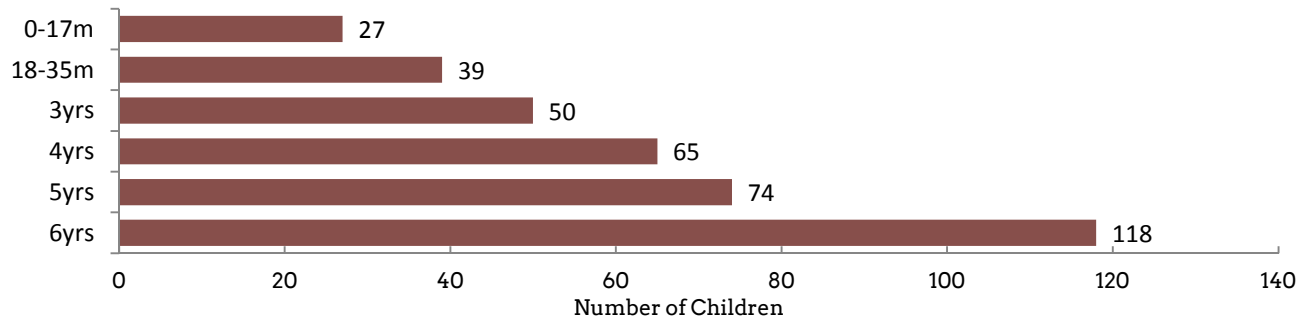
Children by Designation



Children by Program Type



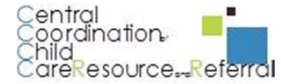
Children by Age



This document was made possible by Grant #412A130030 from U.S. Department of Education and from a Child Care Development Fund Block Grant #2014G996005 - Doc #G1401ORCCDF. Its contents are solely the responsibility of the authors and do not necessarily represent the official views of funders.

County Data Facts

All data as of January 31, 2016



Washington

23

County QRIS Participation

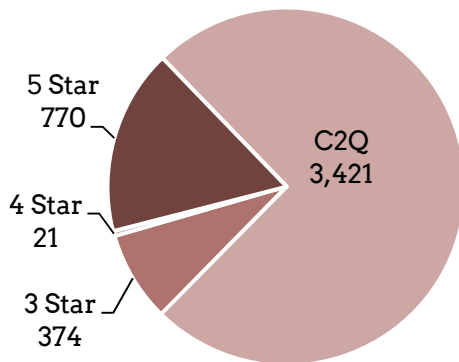
Star Rated Programs

	# Licensed	C2Q	3-Star	4-Star	5-Star
CC	185	38	4	1	2
CF	157	27	4	1	8
RF	323	20	1	0	0
HS	15	1	1	0	1
Totals	680	86	10	2	11

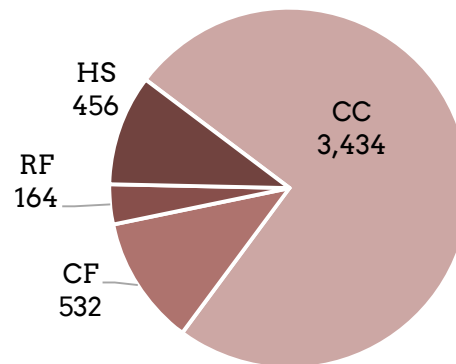
CC = Certified Center; CF = Certified Family; RF = Registered Family; HS = Head Start

Children in QRIS Programs: 4,586

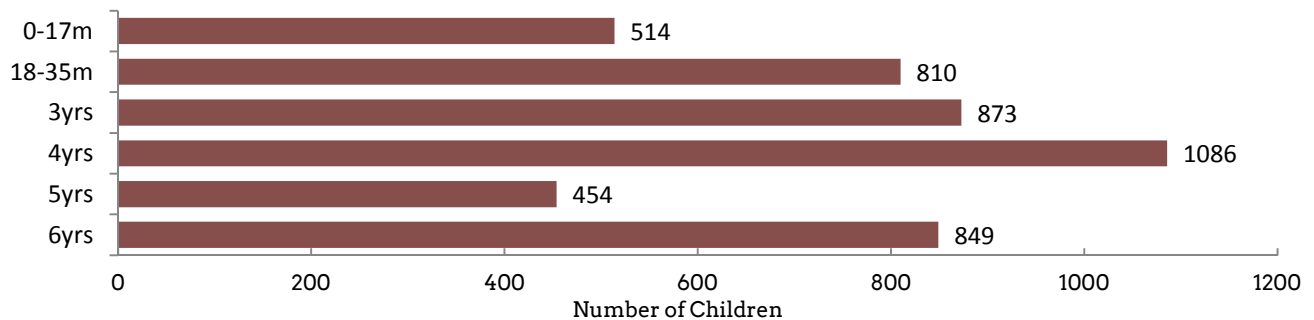
Children by Designation



Children by Program Type



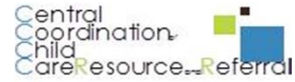
Children by Age



This document was made possible by Grant #412A130030 from U.S. Department of Education and from a Child Care Development Fund Block Grant #2014G996005 - Doc #G1401ORCCDF. Its contents are solely the responsibility of the authors and do not necessarily represent the official views of funders.

County Data Facts

All data as of January 31, 2016



Teen Parent

19

County QRIS Participation

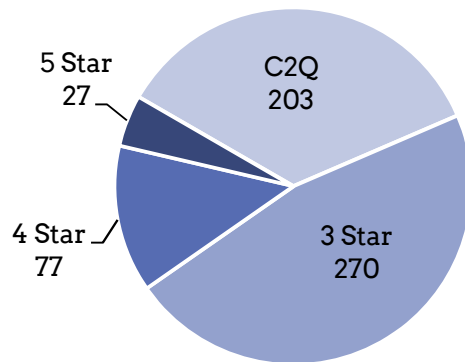
Star Rated Programs

	# Licensed	C2Q	3-Star	4-Star	5-Star
CC	29	10	13	4	2
Totals	29	10	13	4	2

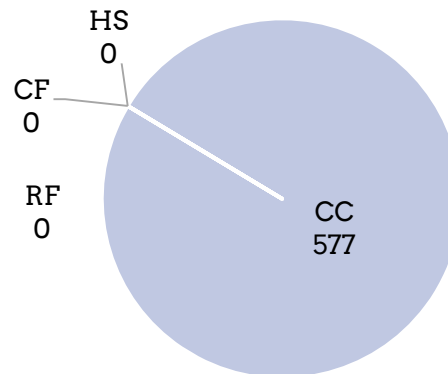
CC = Certified Center; CF = Certified Family; RF = Registered Family; HS = Head Start

Children in QRIS Programs: 577

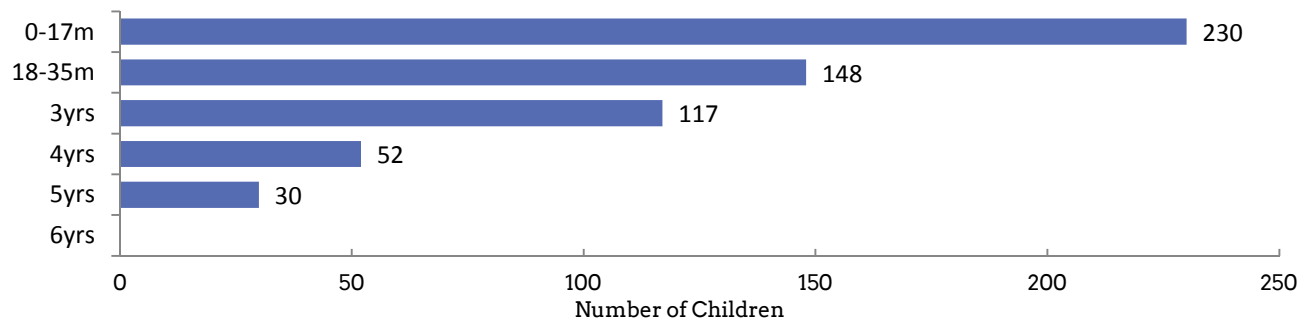
Children by Designation



Children by Program Type



Children by Age



This document was made possible by Grant #412A130030 from U.S. Department of Education and from a Child Care Development Fund Block Grant #2014G996005 - Doc #G1401ORCCDF. Its contents are solely the responsibility of the authors and do not necessarily represent the official views of funders.