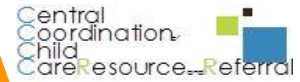


County Data Facts

All data as of January 31, 2016



Multnomah

49

County QRIS Participation

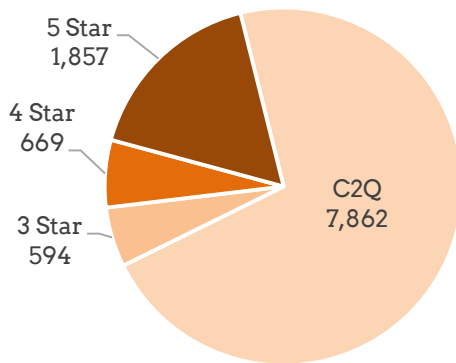
Star Rated Programs

	# Licensed	C2Q	3-Star	4-Star	5-Star
CC	256	51	6	2	9
CF	196	47	5	3	10
RF	646	39	2	0	0
HS	47	24	0	5	7
Totals	1145	161	13	10	26

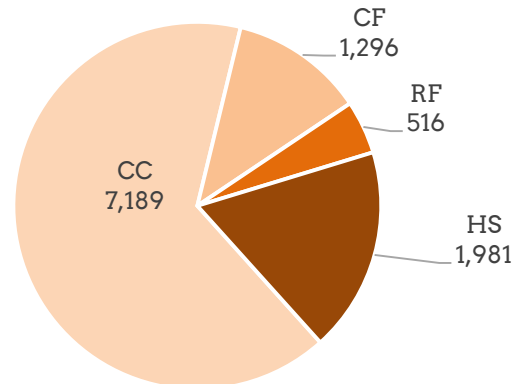
CC = Certified Center; CF = Certified Family; RF = Registered Family; HS = Head Start

Children in QRIS Programs: 10,982

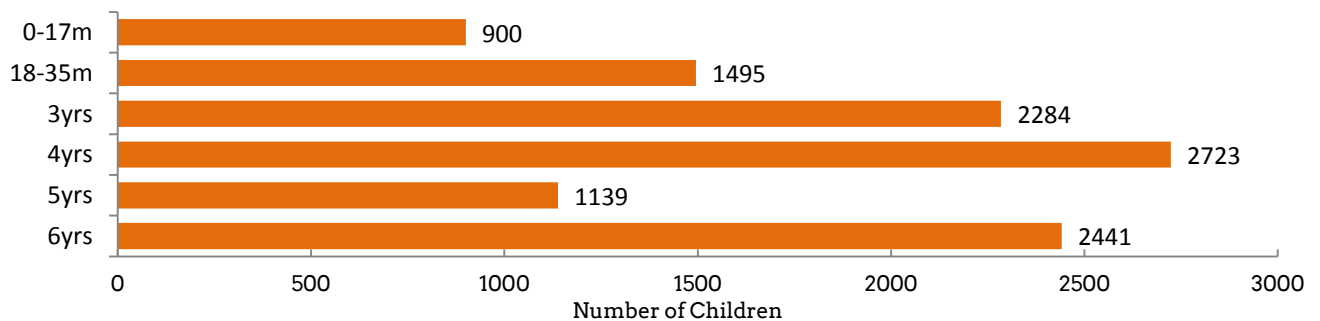
Children by Designation



Children by Program Type



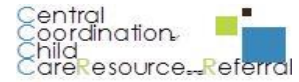
Children by Age



This document was made possible by Grant #412A130030 from U.S. Department of Education and from a Child Care Development Fund Block Grant #2014G996005 - Doc #G1401ORCCDF. Its contents are solely the responsibility of the authors and do not necessarily represent the official views of funders.

County Data Facts

All data as of January 31, 2016



19

Marion

County QRIS Participation

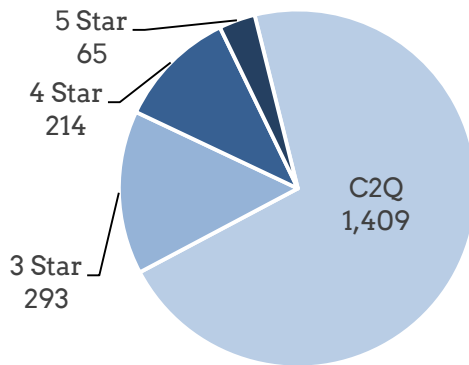
Star Rated Programs

	# Licensed	C2Q	3-Star	4-Star	5-Star
CC	88	7	2	1	0
CF	74	15	7	2	1
RF	235	15	4	0	1
HS	0	4	1	0	0
Totals	397	41	14	3	2

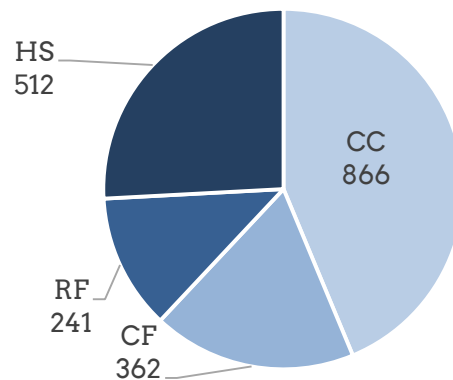
CC = Certified Center; CF = Certified Family; RF = Registered Family; HS = Head Start

Children in QRIS Programs: 1,981

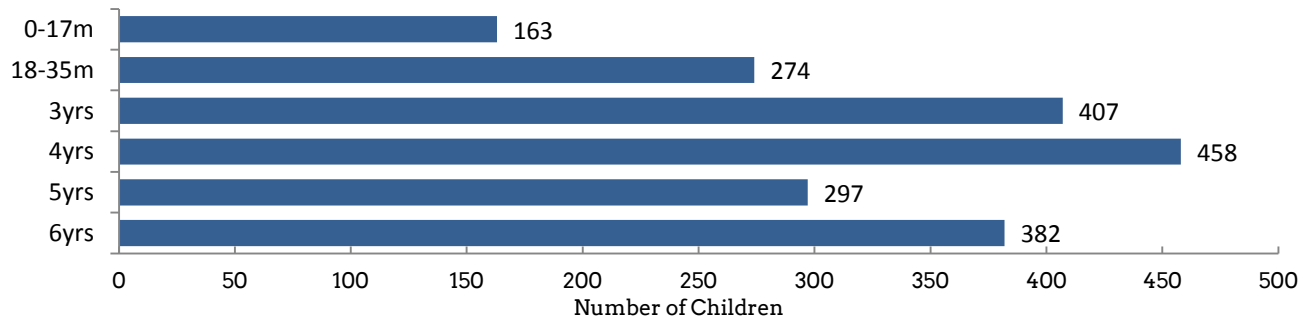
Children by Designation



Children by Program Type



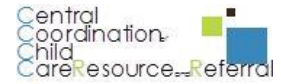
Children by Age



This document was made possible by Grant #412A130030 from U.S. Department of Education and from a Child Care Development Fund Block Grant #2014G996005 - Doc #G1401ORCCDF. Its contents are solely the responsibility of the authors and do not necessarily represent the official views of funders.

County Data Facts

All data as of January 31, 2016



Polk

8

County QRIS Participation

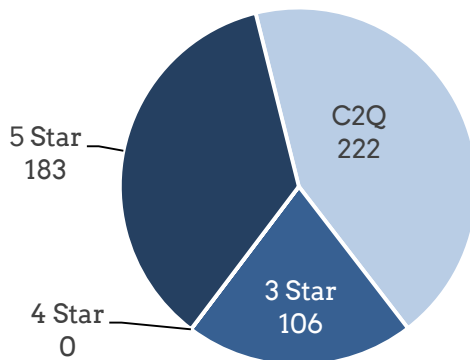
Star Rated Programs

	# Licensed	C2Q	3-Star	4-Star	5-Star
CC	19	1	1	0	2
CF	13	2	0	0	0
RF	48	6	3	0	0
HS	3	1	0	0	2
Totals	83	10	4	0	4

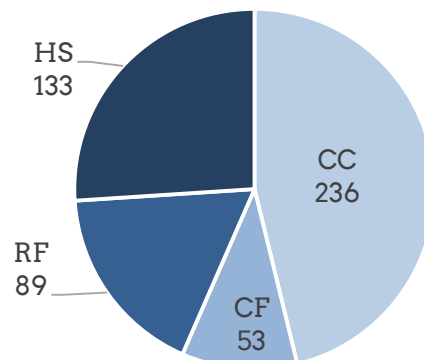
CC = Certified Center; CF = Certified Family; RF = Registered Family; HS = Head Start

Children in QRIS Programs: 511

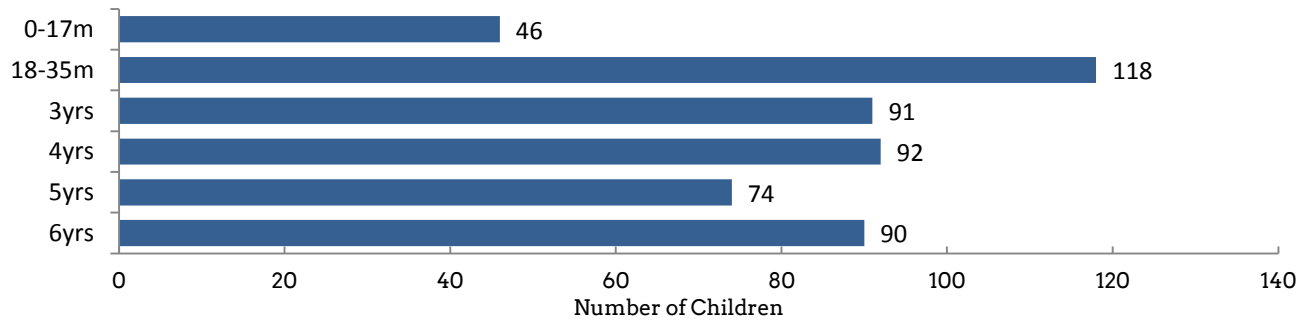
Children by Designation



Children by Program Type



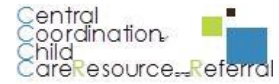
Children by Age



This document was made possible by Grant #412A130030 from U.S. Department of Education and from a Child Care Development Fund Block Grant #2014G996005 - Doc #G1401ORCCDF. Its contents are solely the responsibility of the authors and do not necessarily represent the official views of funders.

County Data Facts

All data as of January 31, 2016



Yamhill

18

County QRIS Participation

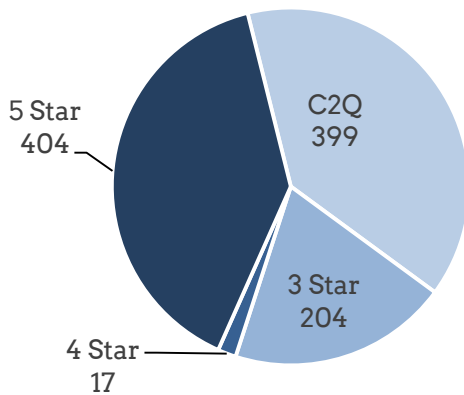
Star Rated Programs

	# Licensed	C2Q	3-Star	4-Star	5-Star
CC	17	5	1	1	1
CF	33	6	6	1	2
RF	43	4	2	0	0
HS	4	0	0	0	4
Totals	97	15	9	2	7

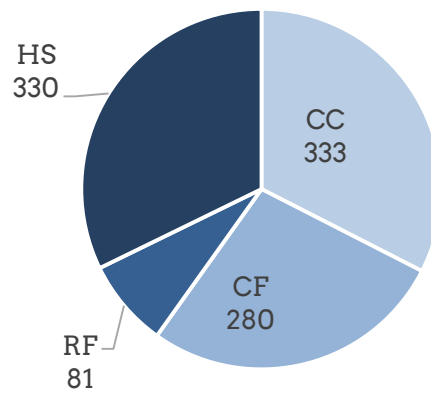
CC = Certified Center; CF = Certified Family; RF = Registered Family; HS = Head Start

Children in QRIS Programs: 1,024

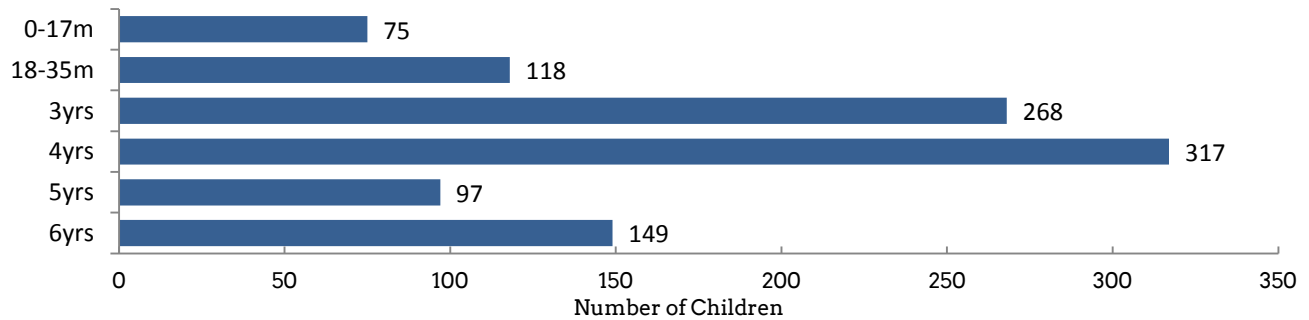
Children by Designation



Children by Program Type



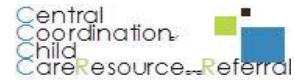
Children by Age



This document was made possible by Grant #412A130030 from U.S. Department of Education and from a Child Care Development Fund Block Grant #2014G996005 - Doc #G1401ORCCDF. Its contents are solely the responsibility of the authors and do not necessarily represent the official views of funders.

County Data Facts

All data as of January 31, 2016



Clatsop

County QRIS Participation

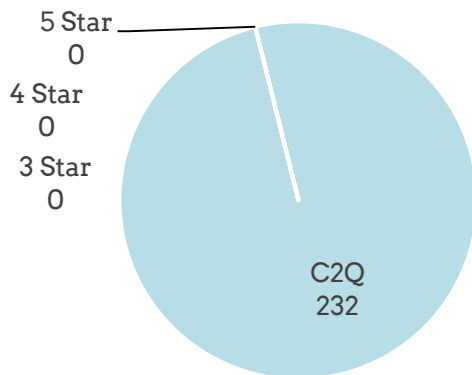
Star Rated Programs

	# Licensed	C2Q	3-Star	4-Star	5-Star
CC	9	5	0	0	0
CF	2	0	0	0	0
RF	16	2	0	0	0
HS	0	0	0	0	0
Totals	27	7	0	0	0

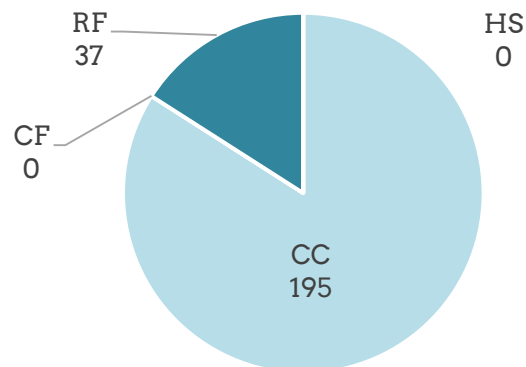
CC = Certified Center; CF = Certified Family; RF = Registered Family; HS = Head Start

Children in QRIS Programs: 232

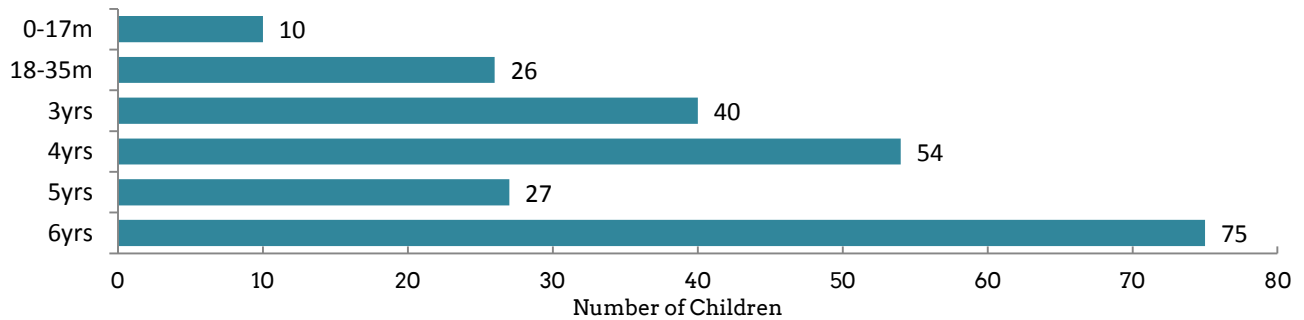
Children by Designation



Children by Program Type



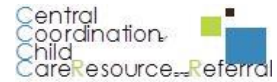
Children by Age



This document was made possible by Grant #412A130030 from U.S. Department of Education and from a Child Care Development Fund Block Grant #2014G996005 - Doc #G1401ORCCDF. Its contents are solely the responsibility of the authors and do not necessarily represent the official views of funders.

County Data Facts

All data as of January 31, 2016



Lincoln

1

County QRIS Participation

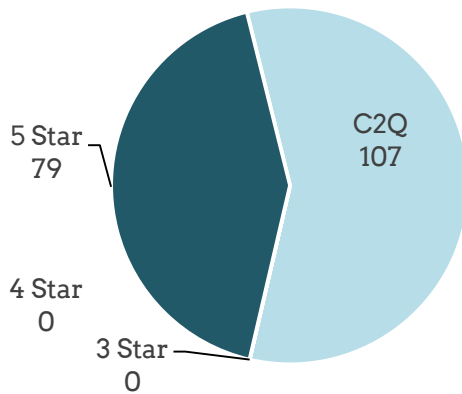
Star Rated Programs

	# Licensed	C2Q	3-Star	4-Star	5-Star
CC	7	1	0	0	1
CF	2	1	0	0	0
RF	14	5	0	0	0
HS	1	0	0	0	0
Totals	24	7	0	0	1

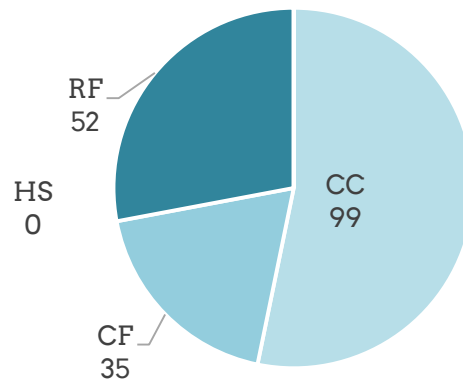
CC = Certified Center; CF = Certified Family; RF = Registered Family; HS = Head Start

Children in QRIS Programs: 186

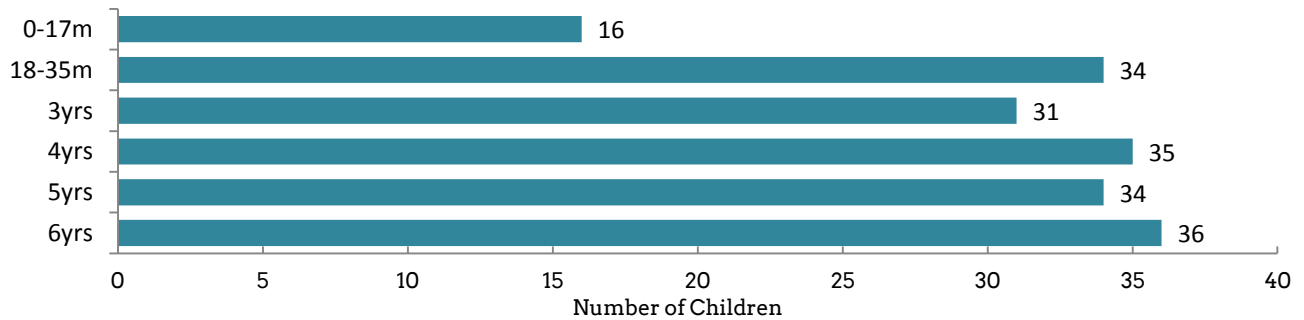
Children by Designation



Children by Program Type



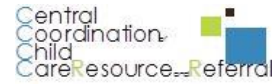
Children by Age



This document was made possible by Grant #412A130030 from U.S. Department of Education and from a Child Care Development Fund Block Grant #2014G996005 - Doc #G1401ORCCDF. Its contents are solely the responsibility of the authors and do not necessarily represent the official views of funders.

County Data Facts

All data as of January 31, 2016



Tillamook

0

County QRIS Participation

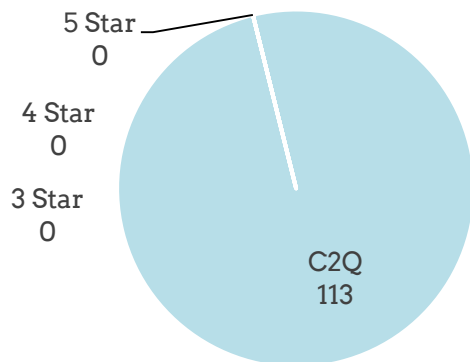
Star Rated Programs

	# Licensed	C2Q	3-Star	4-Star	5-Star
CC	3	2	0	0	0
CF	1	1	0	0	0
RF	14	1	0	0	0
HS	0	0	0	0	0
Totals	18	4	0	0	0

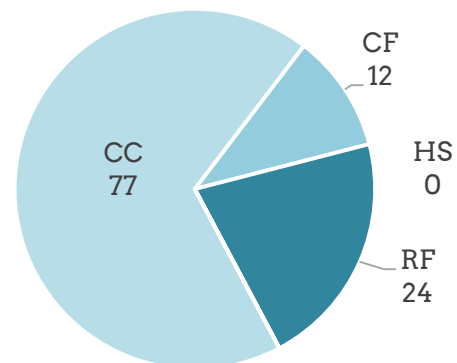
CC = Certified Center; CF = Certified Family; RF = Registered Family; HS = Head Start

Children in QRIS Programs: 113

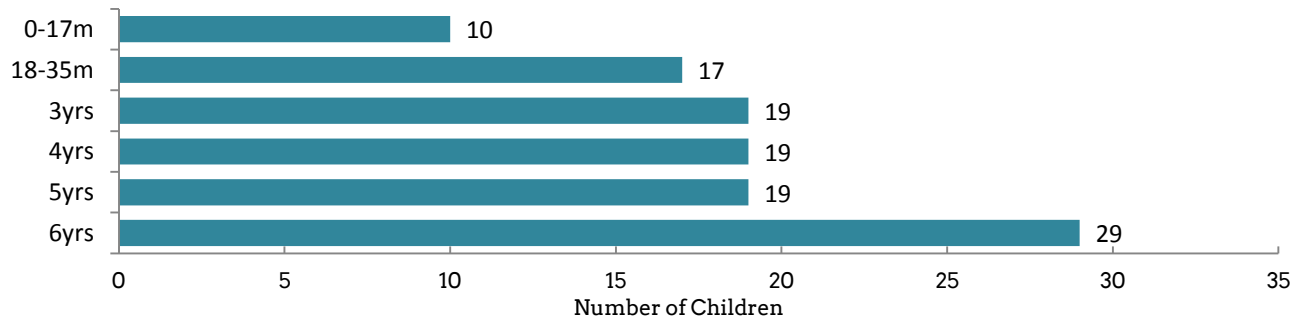
Children by Designation



Children by Program Type



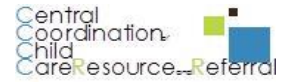
Children by Age



This document was made possible by Grant #412A130030 from U.S. Department of Education and from a Child Care Development Fund Block Grant #2014G996005 - Doc #G1401ORCCDF. Its contents are solely the responsibility of the authors and do not necessarily represent the official views of funders.

County Data Facts

All data as of January 31, 2016



Benton

8

County QRIS Participation

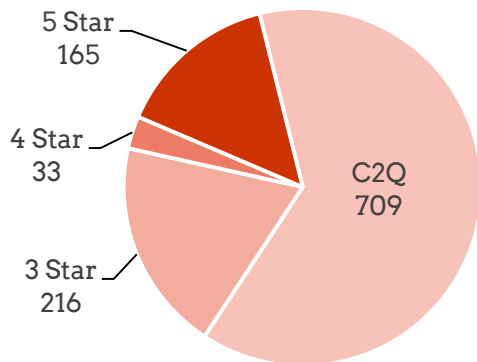
Star Rated Programs

	# Licensed	C2Q	3-Star	4-Star	5-Star
CC	31	10	3	1	2
CF	8	2	0	0	0
RF	26	3	0	1	0
HS	4	0	1	0	0
Totals	69	15	4	2	2

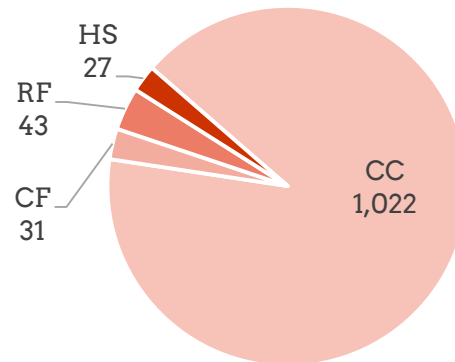
CC = Certified Center; CF = Certified Family; RF = Registered Family; HS = Head Start

Children in QRIS Programs: 1,123

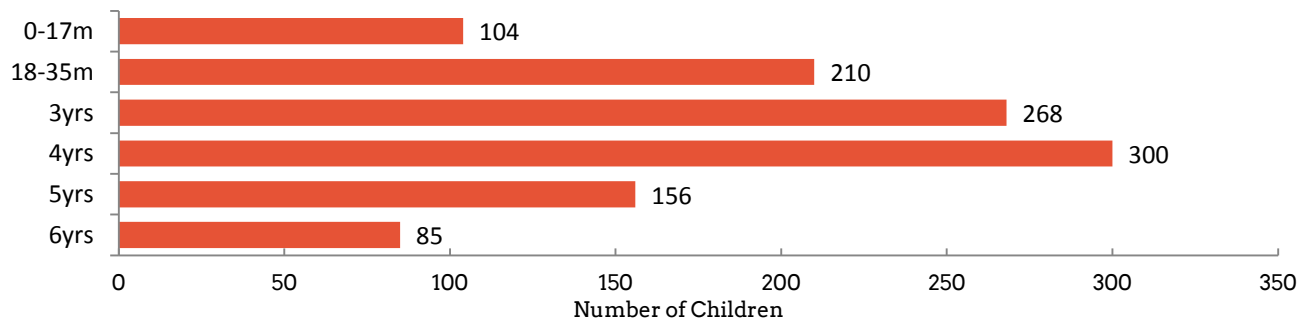
Children by Designation



Children by Program Type



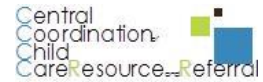
Children by Age



This document was made possible by Grant #412A130030 from U.S. Department of Education and from a Child Care Development Fund Block Grant #2014G996005 - Doc #G1401ORCCDF. Its contents are solely the responsibility of the authors and do not necessarily represent the official views of funders.

County Data Facts

All data as of January 31, 2016



Linn

6

County QRIS Participation

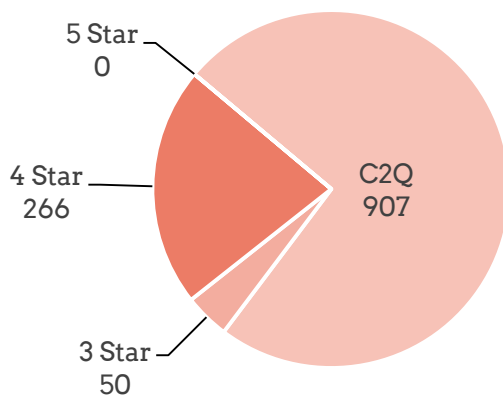
Star Rated Programs

	# Licensed	C2Q	3-Star	4-Star	5-Star
CC	20	8	1	0	0
CF	4	2	0	1	0
RF	66	9	2	0	0
HS	6	2	0	2	0
Totals	96	21	3	3	0

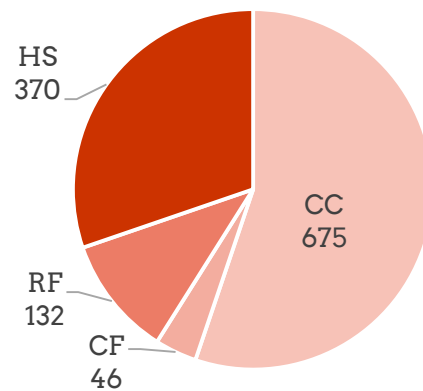
CC = Certified Center; CF = Certified Family; RF = Registered Family; HS = Head Start

Children in QRIS Programs: 1,223

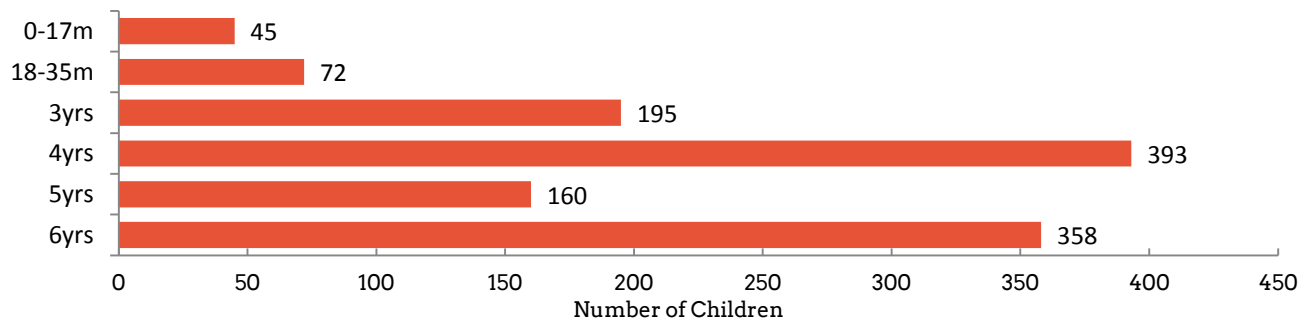
Children by Designation



Children by Program Type



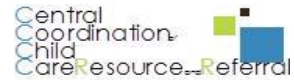
Children by Age



This document was made possible by Grant #412A130030 from U.S. Department of Education and from a Child Care Development Fund Block Grant #2014G996005 - Doc #G1401ORCCDF. Its contents are solely the responsibility of the authors and do not necessarily represent the official views of funders.

County Data Facts

All data as of January 31, 2016



Douglas

17

County QRIS Participation

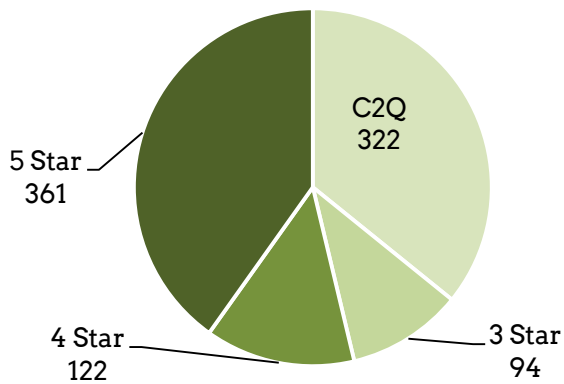
Star Rated Programs

	# Licensed	C2Q	3-Star	4-Star	5-Star
CC	13	5	1	1	1
CF	8	3	1	1	2
RF	50	5	4	0	0
HS	6	0	0	0	6
Totals	77	13	6	2	9

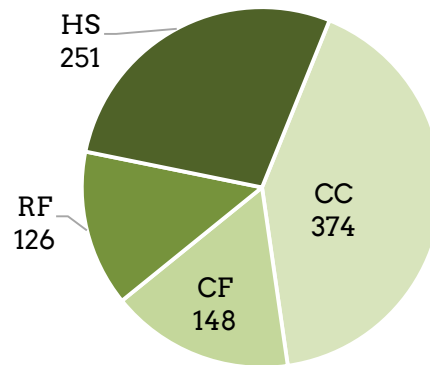
CC = Certified Center; CF = Certified Family; RF = Registered Family; HS = Head Start

Children in QRIS Programs: 899

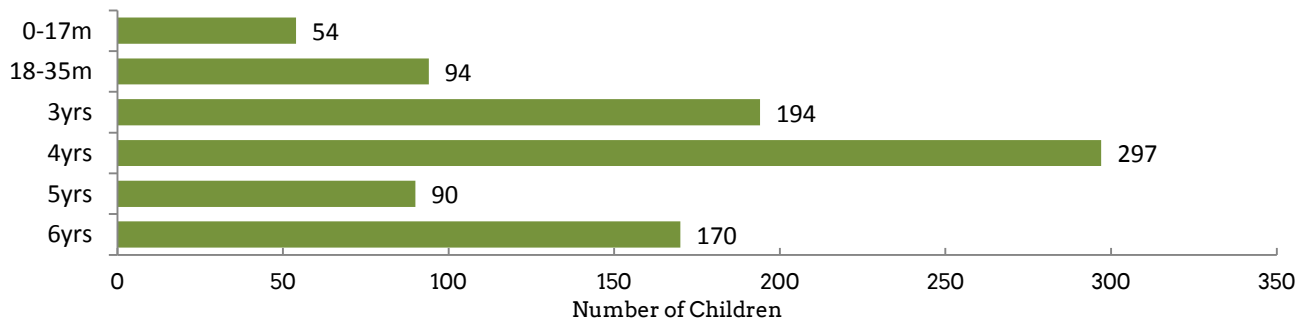
Children by Designation



Children by Program Type



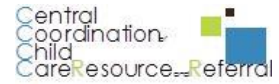
Children by Age



This document was made possible by Grant #412A130030 from U.S. Department of Education and from a Child Care Development Fund Block Grant #2014G996005 - Doc #G1401ORCCDF. Its contents are solely the responsibility of the authors and do not necessarily represent the official views of funders.

County Data Facts

All data as of January 31, 2016



Lane

32

County QRIS Participation

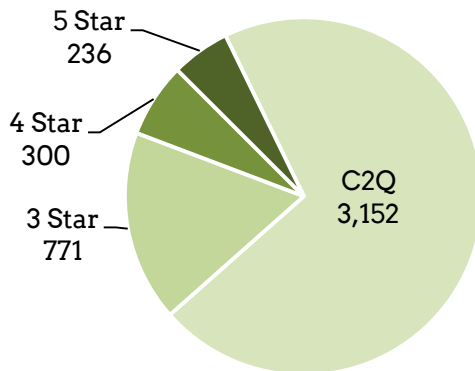
Star Rated Programs

	# Licensed	C2Q	3-Star	4-Star	5-Star
CC	94	24	5	4	4
CF	64	17	3	6	4
RF	163	10	6	0	0
HS	18	11	0	0	0
Totals	339	62	14	10	8

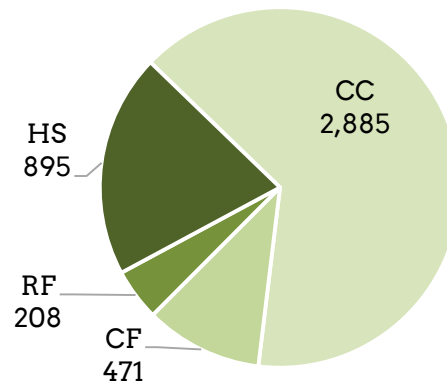
CC = Certified Center; CF = Certified Family; RF = Registered Family; HS = Head Start

Children in QRIS Programs: 4,459

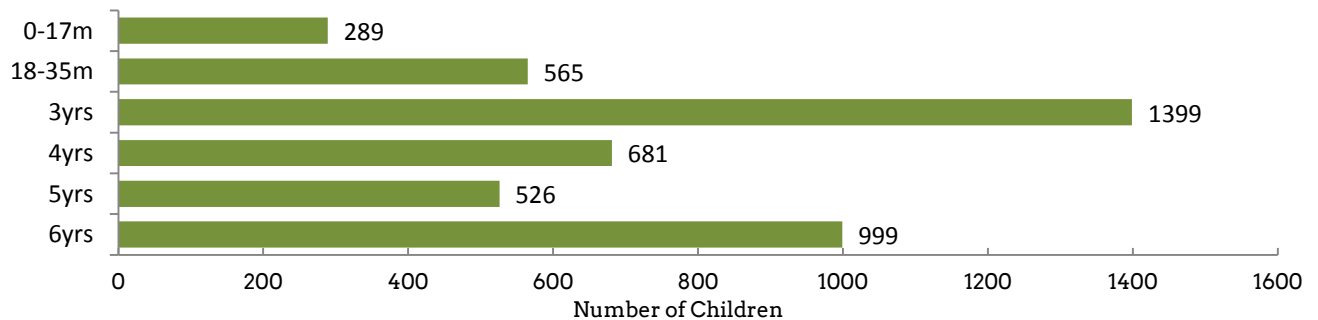
Children by Designation



Children by Program Type



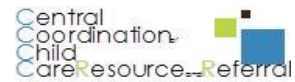
Children by Age



This document was made possible by Grant #412A130030 from U.S. Department of Education and from a Child Care Development Fund Block Grant #2014G996005 - Doc #G1401ORCCDF. Its contents are solely the responsibility of the authors and do not necessarily represent the official views of funders.

County Data Facts

All data as of January 31, 2016



Coos

1

County QRIS Participation

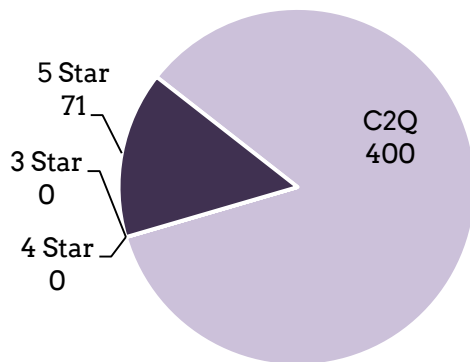
Star Rated Programs

	# Licensed	C2Q	3-Star	4-Star	5-Star
CC	7	5	0	0	0
CF	6	1	0	0	0
RF	28	2	0	0	0
HS	4	2	0	0	1
Totals	45	10	0	0	1

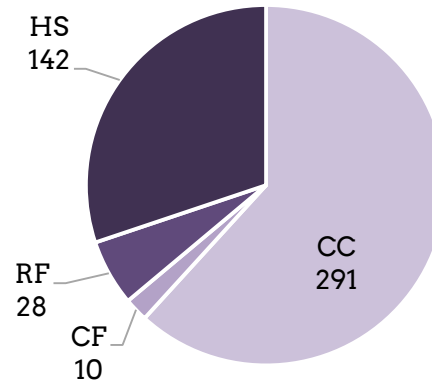
CC = Certified Center; CF = Certified Family; RF = Registered Family; HS = Head Start

Children in QRIS Programs: 471

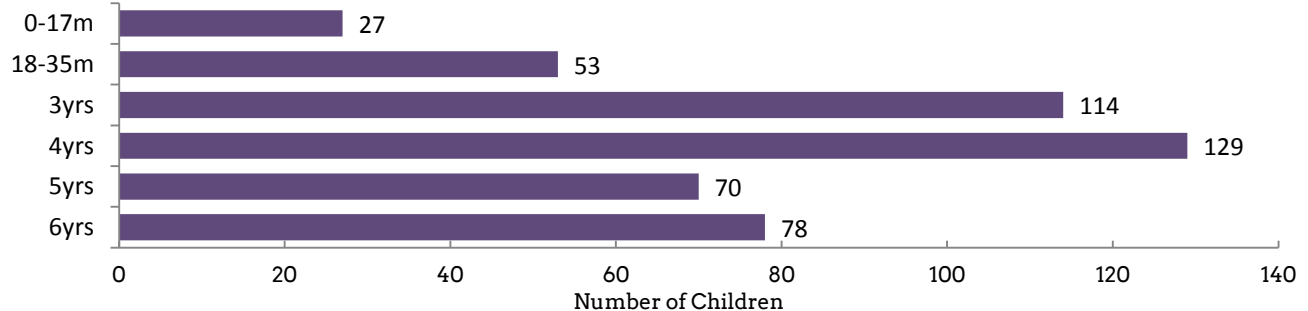
Children by Designation



Children by Program Type



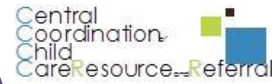
Children by Age



This document was made possible by Grant #412A130030 from U.S. Department of Education and from a Child Care Development Fund Block Grant #2014G996005 - Doc #G1401ORCCDF. Its contents are solely the responsibility of the authors and do not necessarily represent the official views of funders.

County Data Facts

All data as of January 31, 2016



Curry

1

County QRIS Participation

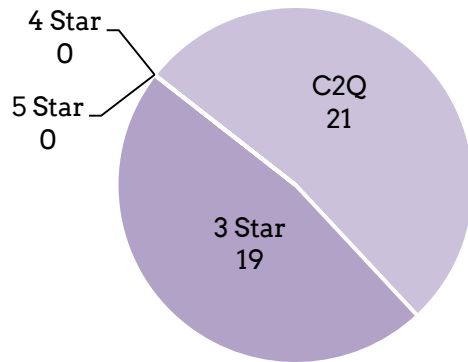
Star Rated Programs

	# Licensed	C2Q	3-Star	4-Star	5-Star
CC	3	1	0	0	0
CF	4	0	0	0	0
RF	6	0	0	0	0
HS	1	0	1	0	0
Totals	14	1	1	0	0

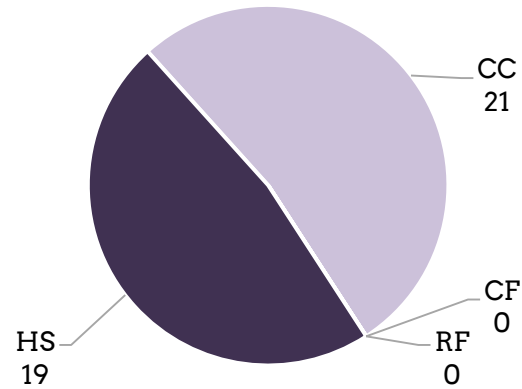
CC = Certified Center; CF = Certified Family; RF = Registered Family; HS = Head Start

Children in QRIS Programs: 40

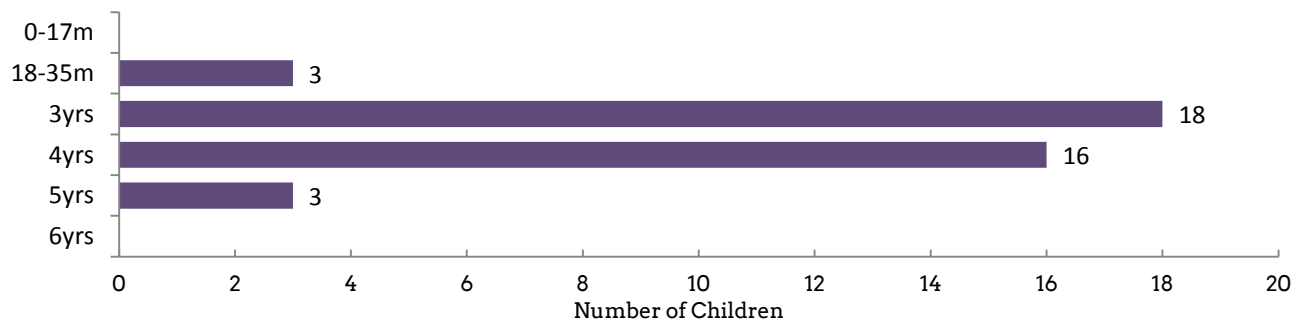
Children by Designation



Children by Program Type



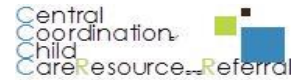
Children by Age



This document was made possible by Grant #412A130030 from U.S. Department of Education and from a Child Care Development Fund Block Grant #2014G996005 - Doc #G1401ORCCDF. Its contents are solely the responsibility of the authors and do not necessarily represent the official views of funders.

County Data Facts

All data as of January 31, 2016



Jackson

18

County QRIS Participation

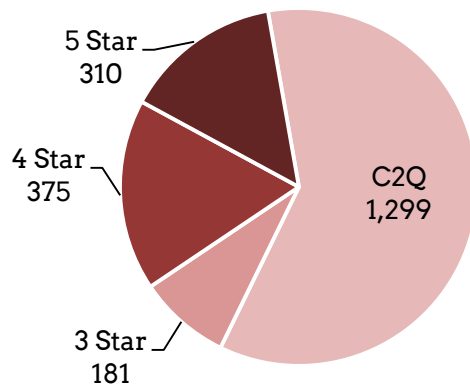
Star Rated Programs

	# Licensed	C2Q	3-Star	4-Star	5-Star
CC	34	5	2	2	0
CF	29	8	2	1	0
RF	122	18	2	1	0
HS	17	8	2	2	4
Totals	202	39	8	6	4

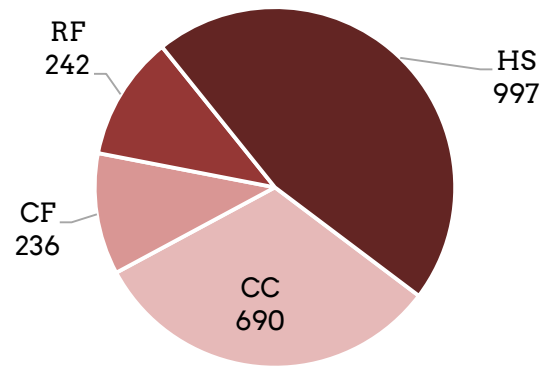
CC = Certified Center; CF = Certified Family; RF = Registered Family; HS = Head Start

Children in QRIS Programs: 2,165

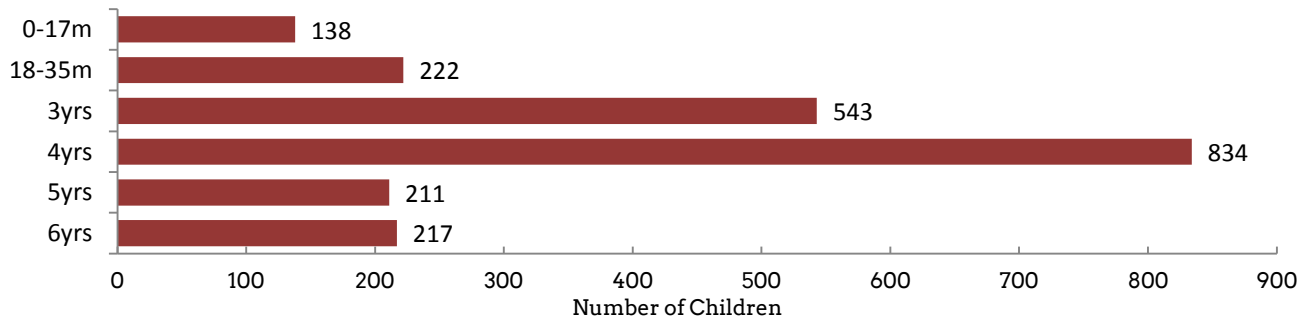
Children by Designation



Children by Program Type



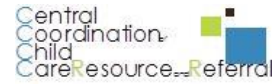
Children by Age



This document was made possible by Grant #412A130030 from U.S. Department of Education and from a Child Care Development Fund Block Grant #2014G996005 - Doc #G1401ORCCDF. Its contents are solely the responsibility of the authors and do not necessarily represent the official views of funders.

County Data Facts

All data as of January 31, 2016



Josephine

9

County QRIS Participation

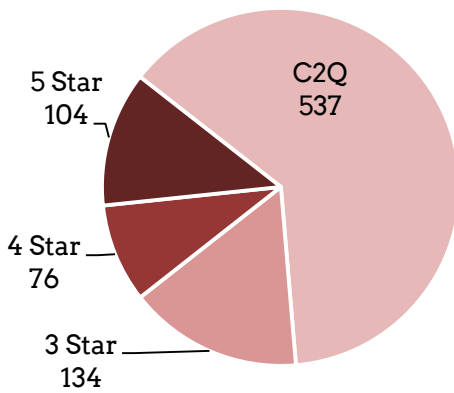
Star Rated Programs

	# Licensed	C2Q	3-Star	4-Star	5-Star
CC	22	3	2	1	1
CF	5	1	1	1	0
RF	28	3	0	1	0
HS	7	5	0	0	2
Totals	62	12	3	3	3

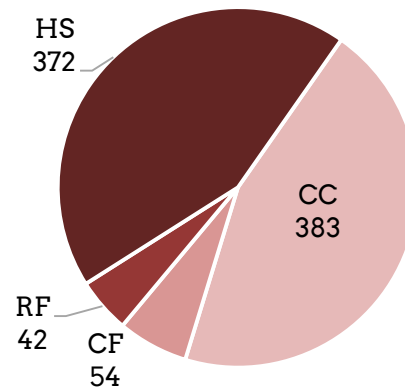
CC = Certified Center; CF = Certified Family; RF = Registered Family; HS = Head Start

Children in QRIS Programs: 851

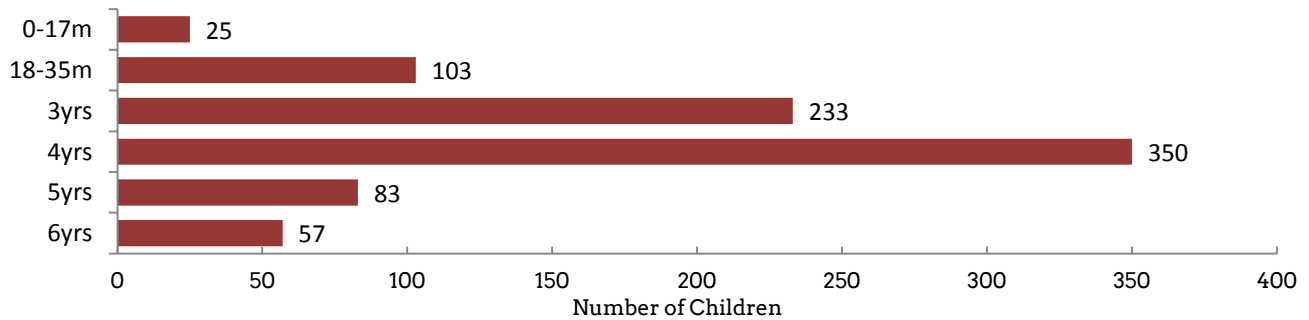
Children by Designation



Children by Program Type



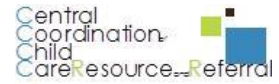
Children by Age



This document was made possible by Grant #412A130030 from U.S. Department of Education and from a Child Care Development Fund Block Grant #2014G996005 - Doc #G1401ORCCDF. Its contents are solely the responsibility of the authors and do not necessarily represent the official views of funders.

County Data Facts

All data as of January 31, 2016



Klamath

2

County QRIS Participation

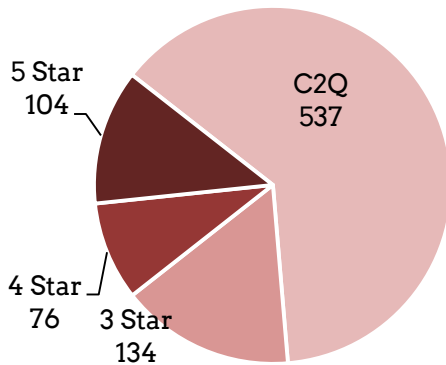
Star Rated Programs

	# Licensed	C2Q	3-Star	4-Star	5-Star
CC	9	3	0	0	0
CF	2	2	0	0	0
RF	22	1	1	0	0
HS	6	2	0	0	1
Totals	39	8	1	0	1

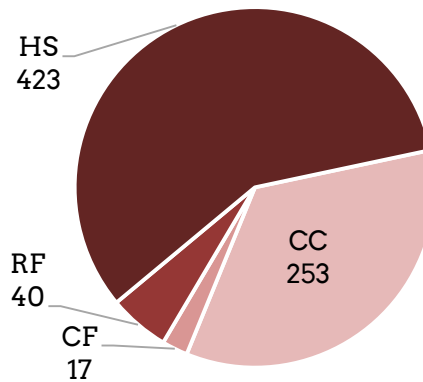
CC = Certified Center; CF = Certified Family; RF = Registered Family; HS = Head Start

Children in QRIS Programs: 733

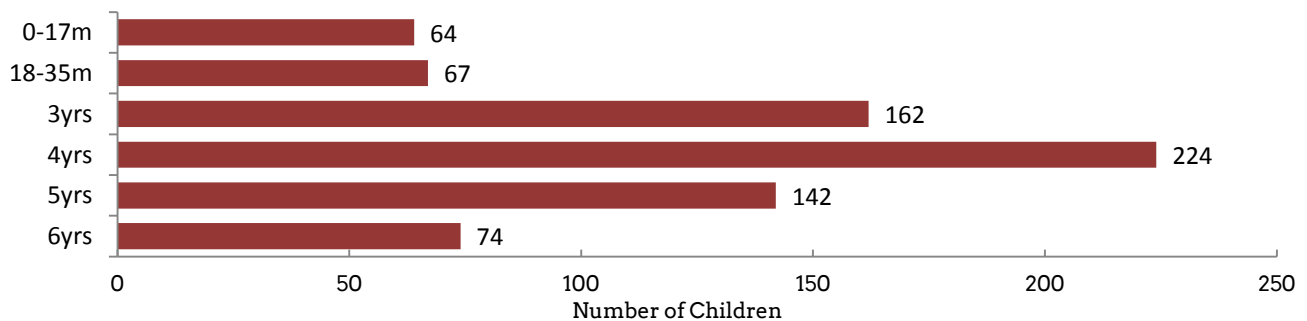
Children by Designation



Children by Program Type



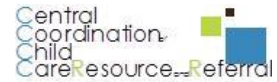
Children by Age



This document was made possible by Grant #412A130030 from U.S. Department of Education and from a Child Care Development Fund Block Grant #2014G996005 - Doc #G1401ORCCDF. Its contents are solely the responsibility of the authors and do not necessarily represent the official views of funders.

County Data Facts

All data as of January 31, 2016



Lake

1

County QRIS Participation

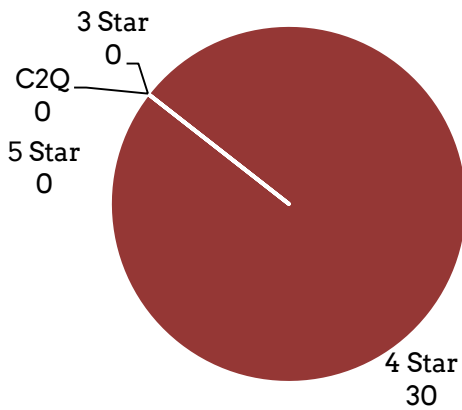
Star Rated Programs

	# Licensed	C2Q	3-Star	4-Star	5-Star
CC	1	0	0	0	0
CF	0	0	0	0	0
RF	0	0	0	0	0
HS	1	0	0	1	0
Totals	2	0	0	1	0

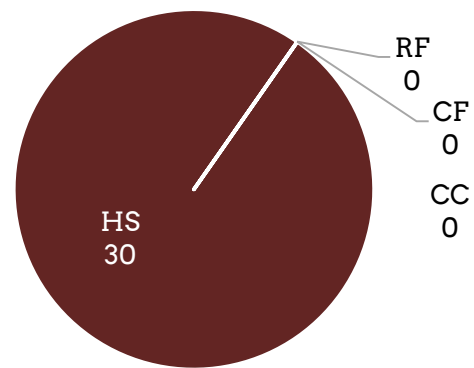
CC = Certified Center; CF = Certified Family; RF = Registered Family; HS = Head Start

Children in QRIS Programs: 30

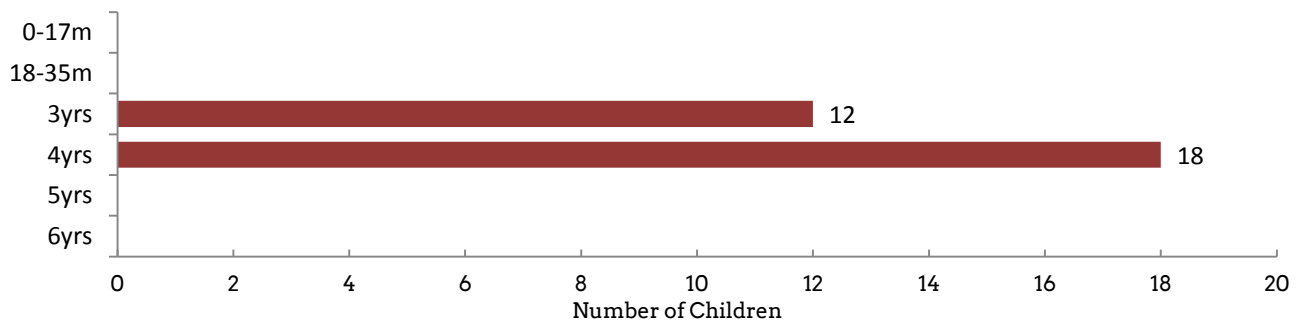
Children by Designation



Children by Program Type



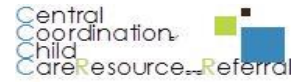
Children by Age



This document was made possible by Grant #412A130030 from U.S. Department of Education and from a Child Care Development Fund Block Grant #2014G996005 - Doc #G1401ORCCDF. Its contents are solely the responsibility of the authors and do not necessarily represent the official views of funders.

County Data Facts

All data as of January 31, 2016



Gilliam

0

County QRIS Participation

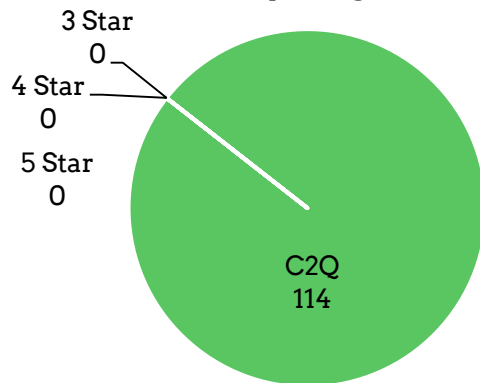
Star Rated Programs

	# Licensed	C2Q	3-Star	4-Star	5-Star
CC	1	1	0	0	0
CF	1	1	0	0	0
RF	1	1	0	0	0
HS	0	0	0	0	0
Totals	3	3	0	0	0

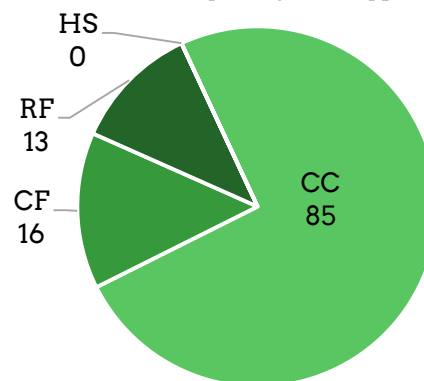
CC = Certified Center; CF = Certified Family; RF = Registered Family; HS = Head Start

Children in QRIS Programs: 114

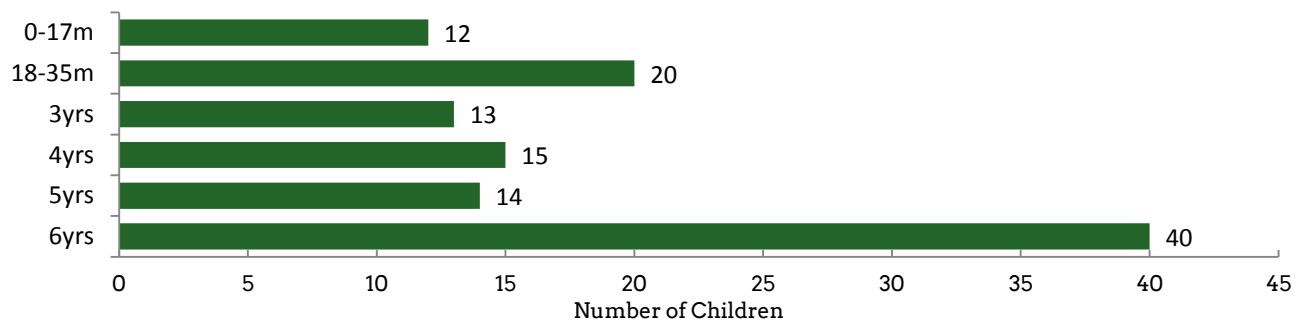
Children by Designation



Children by Program Type



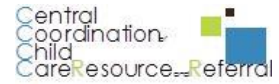
Children by Age



This document was made possible by Grant #412A130030 from U.S. Department of Education and from a Child Care Development Fund Block Grant #2014G996005 - Doc #G1401ORCCDF. Its contents are solely the responsibility of the authors and do not necessarily represent the official views of funders.

County Data Facts

All data as of January 31, 2016



Hood River

5

County QRIS Participation

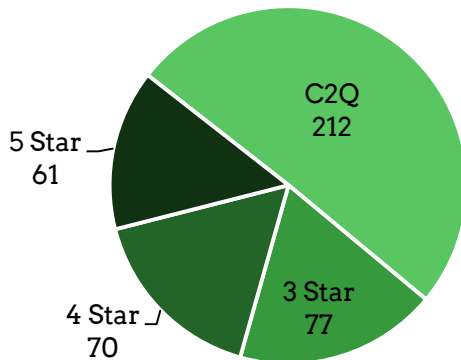
Star Rated Programs

	# Licensed	C2Q	3-Star	4-Star	5-Star
CC	9	4	1	0	0
CF	11	2	1	1	0
RF	9	2	0	0	0
HS	5	0	0	1	1
Totals	34	8	2	2	1

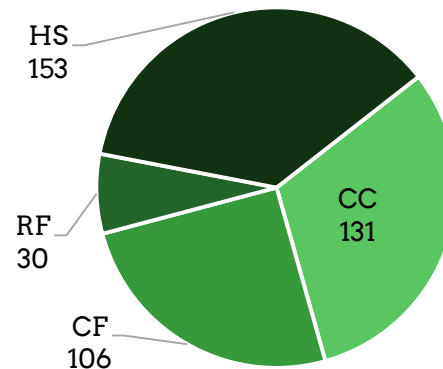
CC = Certified Center; CF = Certified Family; RF = Registered Family; HS = Head Start

Children in QRIS Programs: 420

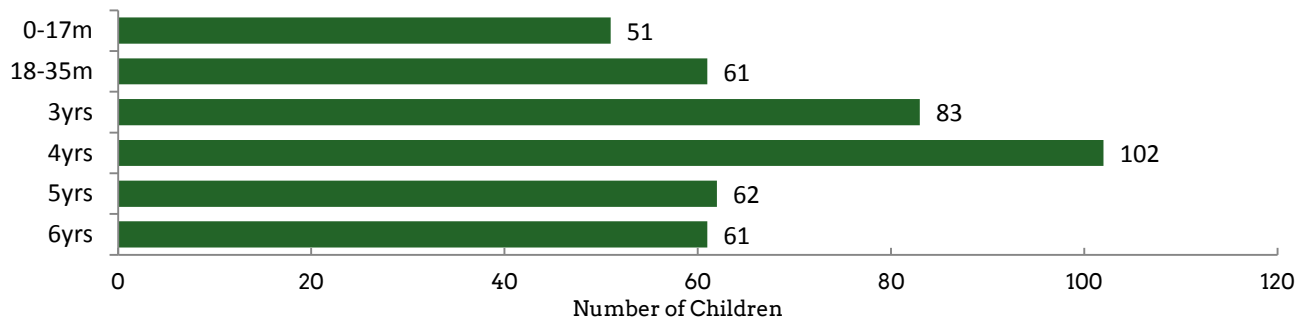
Children by Designation



Children by Program Type



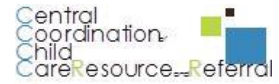
Children by Age



This document was made possible by Grant #412A130030 from U.S. Department of Education and from a Child Care Development Fund Block Grant #2014G996005 - Doc #G1401ORCCDF. Its contents are solely the responsibility of the authors and do not necessarily represent the official views of funders.

County Data Facts

All data as of January 31, 2016



Sherman

0

County QRIS Participation

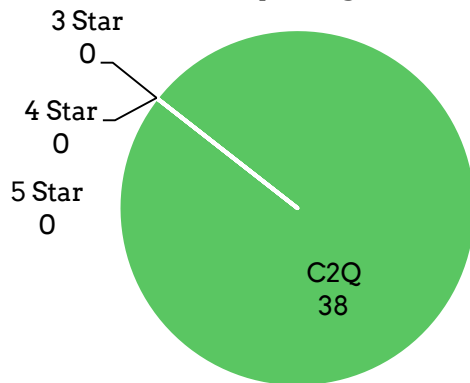
Star Rated Programs

	# Licensed	C2Q	3-Star	4-Star	5-Star
CC	2	2	0	0	0
CF	2	1	0	0	0
RF	0	0	0	0	0
HS	0	0	0	0	0
Totals	4	3	0	0	0

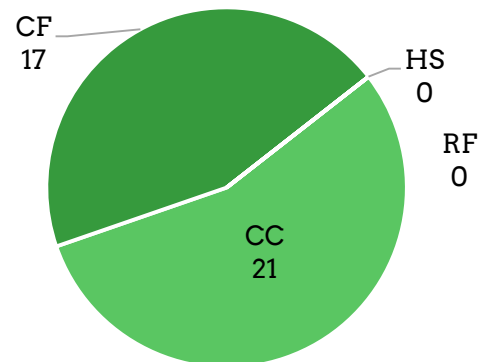
CC = Certified Center; CF = Certified Family; RF = Registered Family; HS = Head Start

Children in QRIS Programs: 38

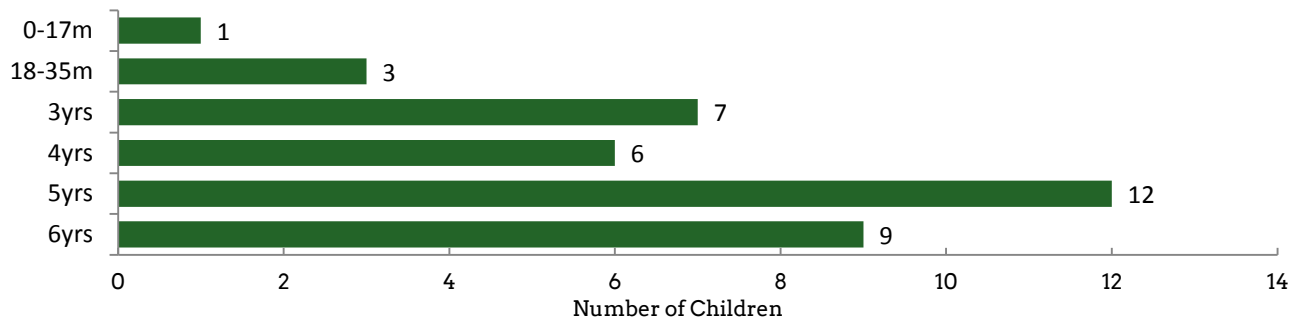
Children by Designation



Children by Program Type



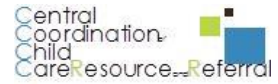
Children by Age



This document was made possible by Grant #412A130030 from U.S. Department of Education and from a Child Care Development Fund Block Grant #2014G996005 - Doc #G1401ORCCDF. Its contents are solely the responsibility of the authors and do not necessarily represent the official views of funders.

County Data Facts

All data as of January 31, 2016



Wasco

6

County QRIS Participation

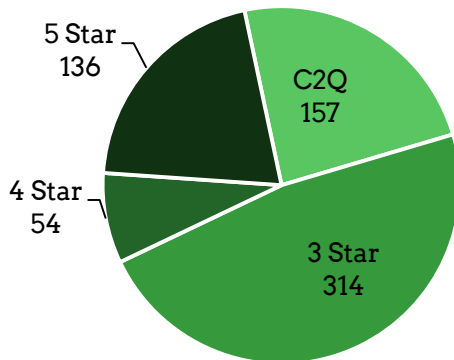
Star Rated Programs

	# Licensed	C2Q	3-Star	4-Star	5-Star
CC	4	1	1	0	0
CF	5	2	0	0	0
RF	31	8	0	0	0
HS	7	0	1	2	2
Totals	47	11	2	2	2

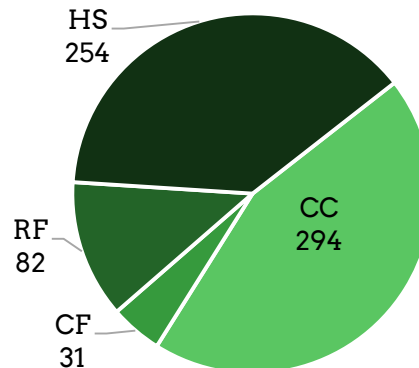
CC = Certified Center; CF = Certified Family; RF = Registered Family; HS = Head Start

Children in QRIS Programs: 661

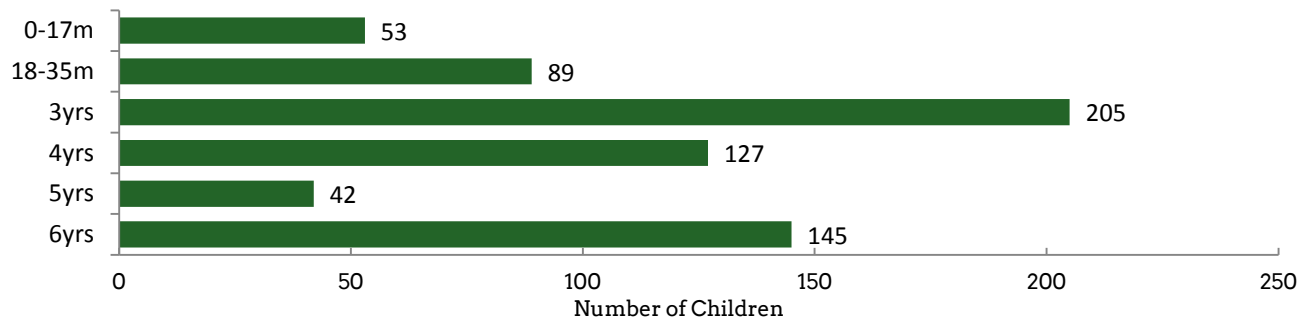
Children by Designation



Children by Program Type



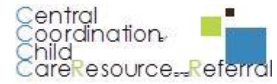
Children by Age



This document was made possible by Grant #412A130030 from U.S. Department of Education and from a Child Care Development Fund Block Grant #2014G996005 - Doc #G1401ORCCDF. Its contents are solely the responsibility of the authors and do not necessarily represent the official views of funders.

County Data Facts

All data as of January 31, 2016



Wheeler

0

County QRIS Participation

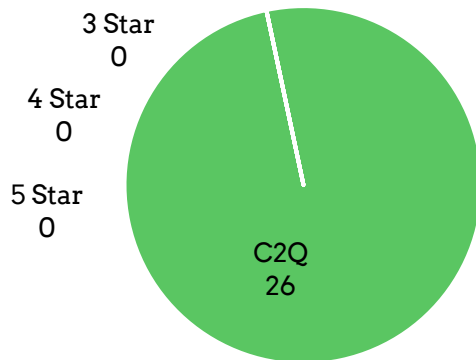
Star Rated Programs

	# Licensed	C2Q	3-Star	4-Star	5-Star
CC	3	2	0	0	0
CF	0	0	0	0	0
RF	1	0	0	0	0
HS	0	0	0	0	0
Totals	4	2	0	0	0

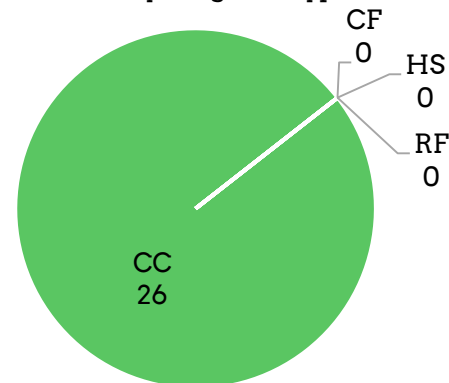
CC = Certified Center; CF = Certified Family; RF = Registered Family; HS = Head Start

Children in QRIS Programs: 26

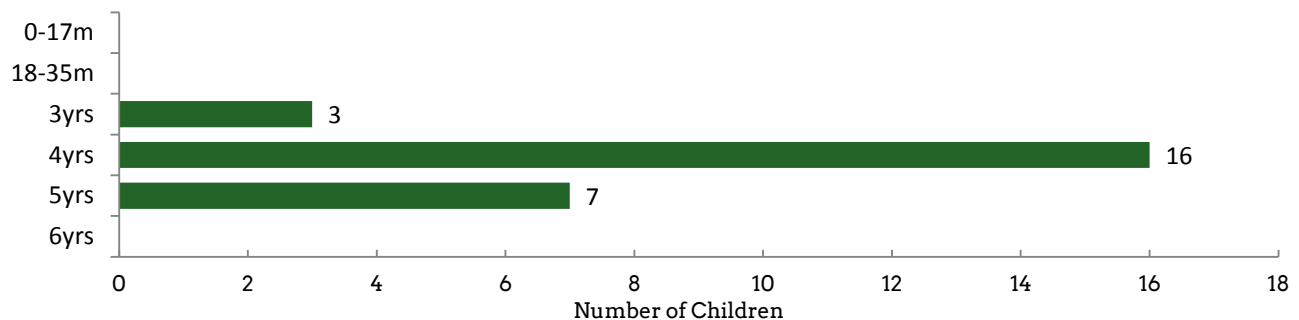
Children by Designation



Children by Program Type



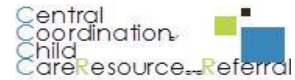
Children by Age



This document was made possible by Grant #412A130030 from U.S. Department of Education and from a Child Care Development Fund Block Grant #2014G996005 - Doc #G1401ORCCDF. Its contents are solely the responsibility of the authors and do not necessarily represent the official views of funders.

County Data Facts

All data as of January 31, 2016



Crook

3

County QRIS Participation

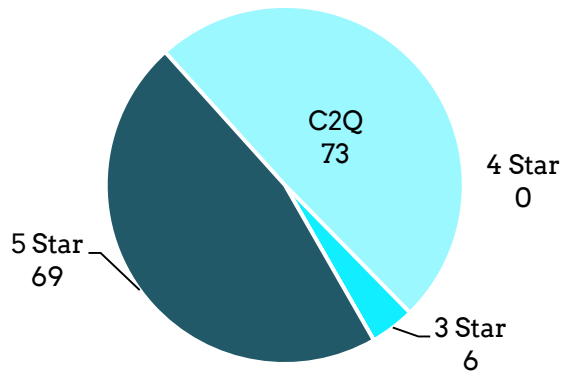
Star Rated Programs

	# Licensed	C2Q	3-Star	4-Star	5-Star
CC	1	1	0	0	0
CF	3	2	0	0	1
RF	9	1	1	0	0
HS	1	0	0	0	1
Totals	14	4	1	0	2

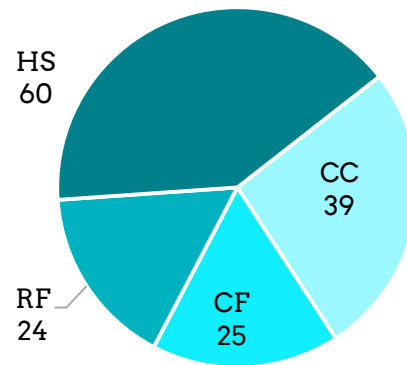
CC = Certified Center; CF = Certified Family; RF = Registered Family; HS = Head Start

Children in QRIS Programs: 148

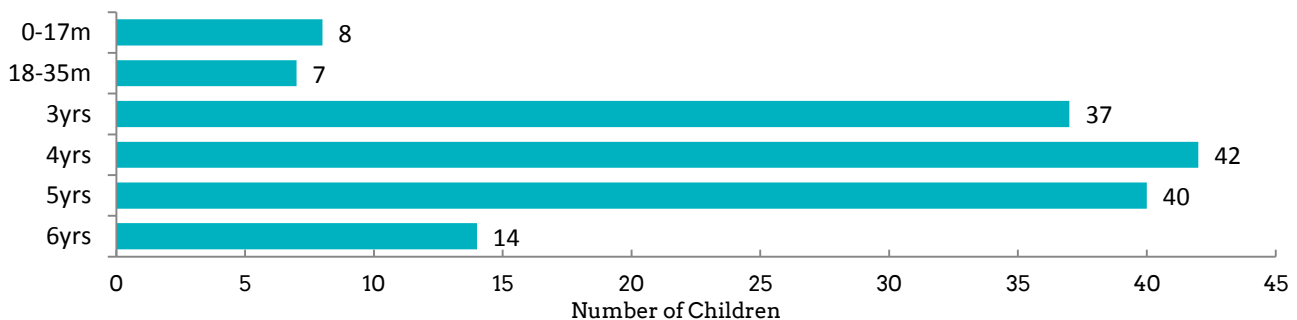
Children by Designation



Children by Program Type



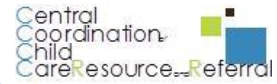
Children by Age



This document was made possible by Grant #412A130030 from U.S. Department of Education and from a Child Care Development Fund Block Grant #2014G996005 - Doc #G1401ORCCDF. Its contents are solely the responsibility of the authors and do not necessarily represent the official views of funders.

County Data Facts

All data as of January 31, 2016



Deschutes

26

County QRIS Participation

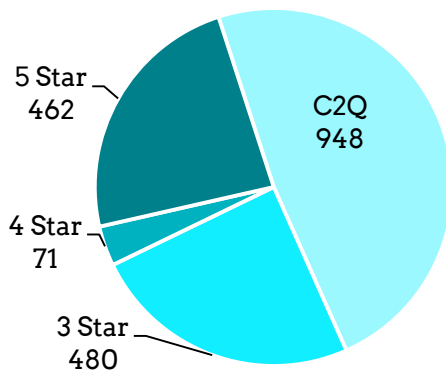
Star Rated Programs

	# Licensed	C2Q	3-Star	4-Star	5-Star
CC	47	10	5	1	4
CF	36	15	3	1	1
RF	74	12	4	2	2
HS	4	0	0	0	3
Totals	161	37	12	4	10

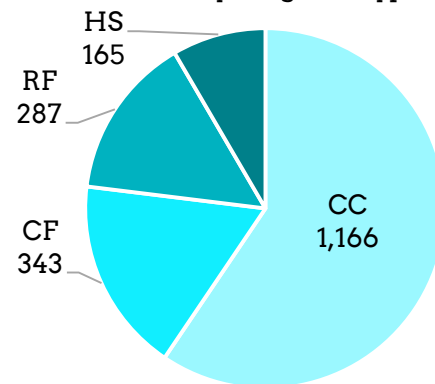
CC = Certified Center; CF = Certified Family; RF = Registered Family; HS = Head Start

Children in QRIS Programs: 1,961

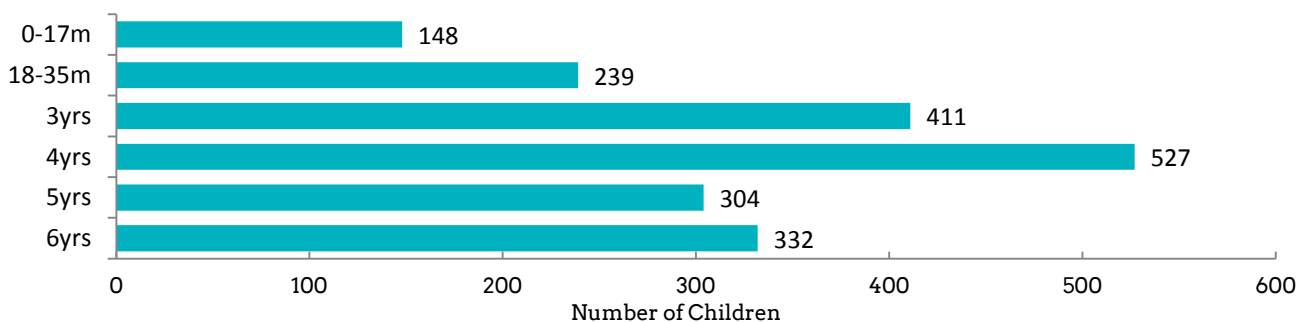
Children by Designation



Children by Program Type



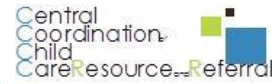
Children by Age



This document was made possible by Grant #412A130030 from U.S. Department of Education and from a Child Care Development Fund Block Grant #2014G996005 - Doc #G1401ORCCDF. Its contents are solely the responsibility of the authors and do not necessarily represent the official views of funders.

County Data Facts

All data as of January 31, 2016



Jefferson

5

County QRIS Participation

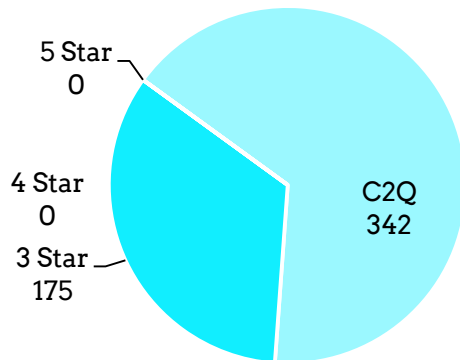
Star Rated Programs

	# Licensed	C2Q	3-Star	4-Star	5-Star
CC	4	2	2	0	0
CF	3	2	1	0	0
RF	16	5	1	0	0
HS	3	1	1	0	0
Totals	26	10	5	0	0

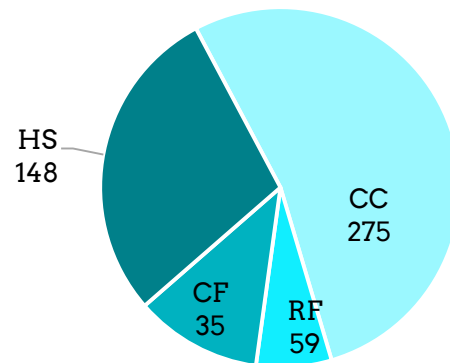
CC = Certified Center; CF = Certified Family; RF = Registered Family; HS = Head Start

Children in QRIS Programs: 517

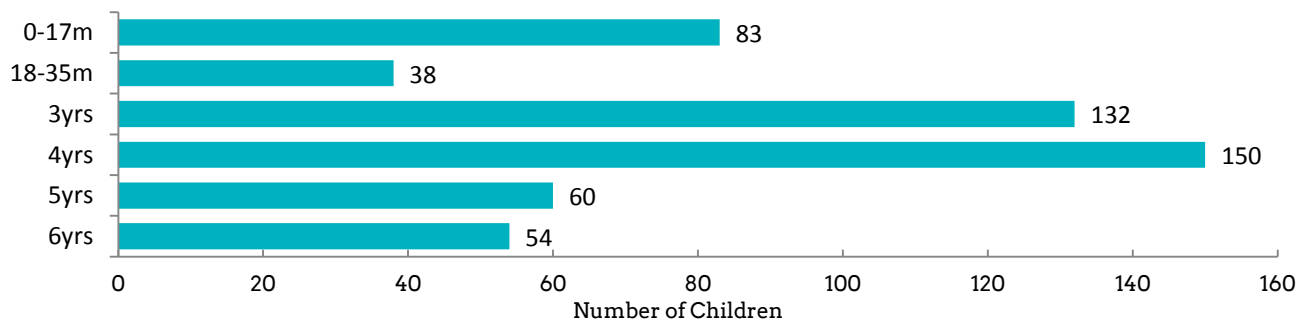
Children by Designation



Children by Program Type



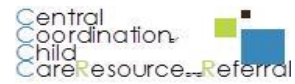
Children by Age



This document was made possible by Grant #412A130030 from U.S. Department of Education and from a Child Care Development Fund Block Grant #2014G996005 - Doc #G1401ORCCDF. Its contents are solely the responsibility of the authors and do not necessarily represent the official views of funders.

County Data Facts

All data as of January 31, 2016



Baker

0

County QRIS Participation

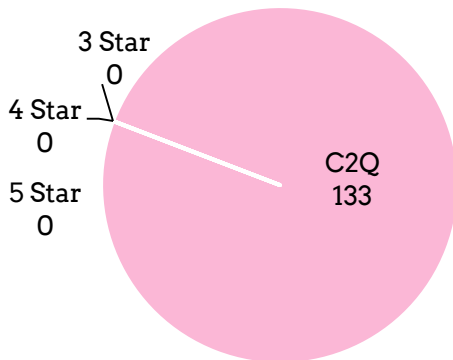
Star Rated Programs

	# Licensed	C2Q	3-Star	4-Star	5-Star
CC	1	0	0	0	0
CF	1	1	0	0	0
RF	17	4	0	0	0
HS	0	1	0	0	0
Totals	19	6	0	0	0

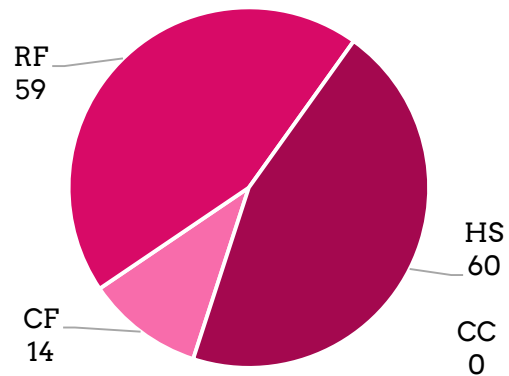
CC = Certified Center; CF = Certified Family; RF = Registered Family; HS = Head Start

Children in QRIS Programs: 133

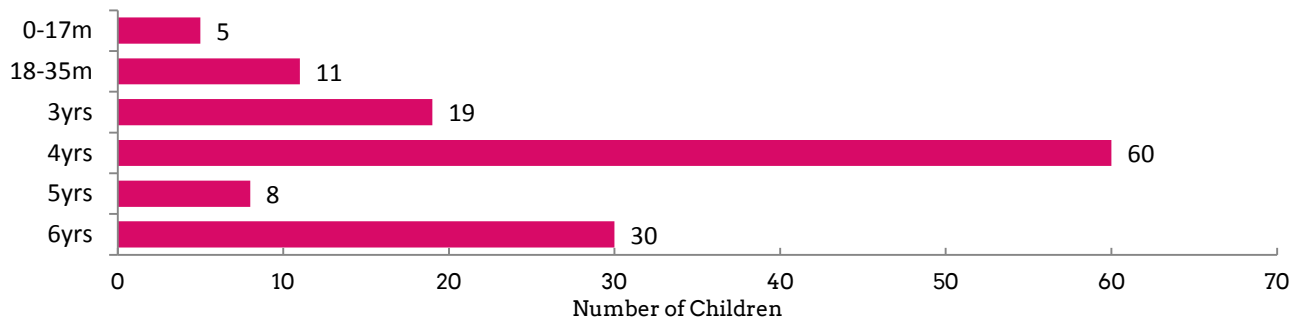
Children by Designation



Children by Program Type



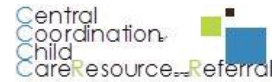
Children by Age



This document was made possible by Grant #412A130030 from U.S. Department of Education and from a Child Care Development Fund Block Grant #2014G996005 - Doc #G1401ORCCDF. Its contents are solely the responsibility of the authors and do not necessarily represent the official views of funders.

County Data Facts

All data as of January 31, 2016



Grant

0

County QRIS Participation

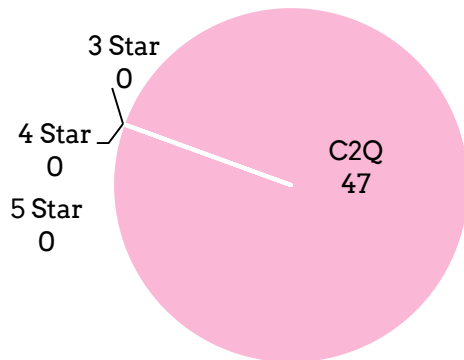
Star Rated Programs

	# Licensed	C2Q	3-Star	4-Star	5-Star
CC	2	1	0	0	0
CF	1	0	0	0	0
RF	4	0	0	0	0
HS	0	1	0	0	0
Totals	7	2	0	0	0

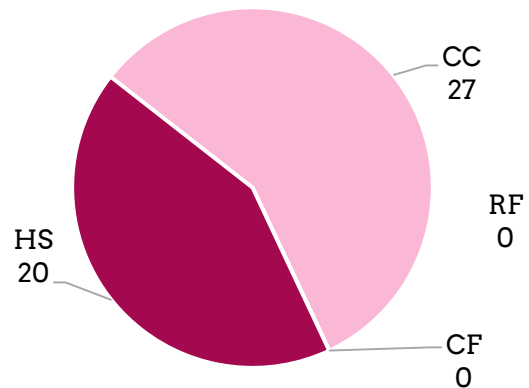
CC = Certified Center; CF = Certified Family; RF = Registered Family; HS = Head Start

Children in QRIS Programs: 47

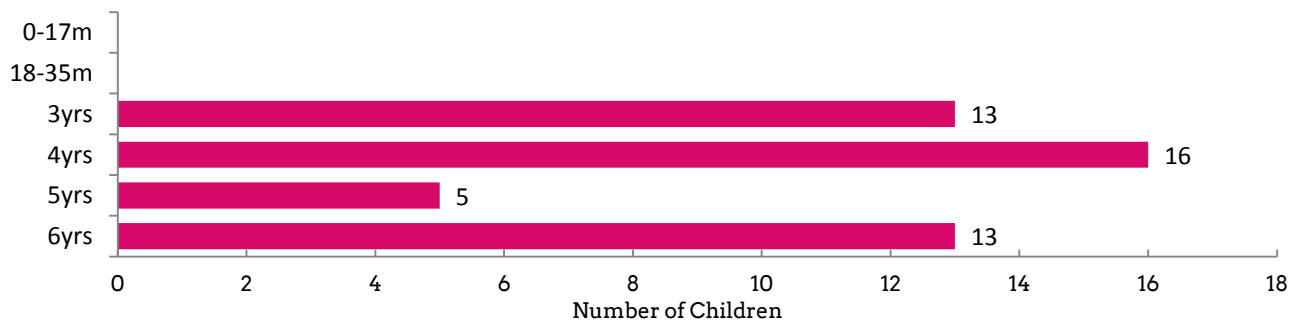
Children by Designation



Children by Program Type



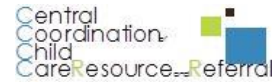
Children by Age



This document was made possible by Grant #412A130030 from U.S. Department of Education and from a Child Care Development Fund Block Grant #2014G996005 - Doc #G1401ORCCDF. Its contents are solely the responsibility of the authors and do not necessarily represent the official views of funders.

County Data Facts

All data as of January 31, 2016



Harney

1

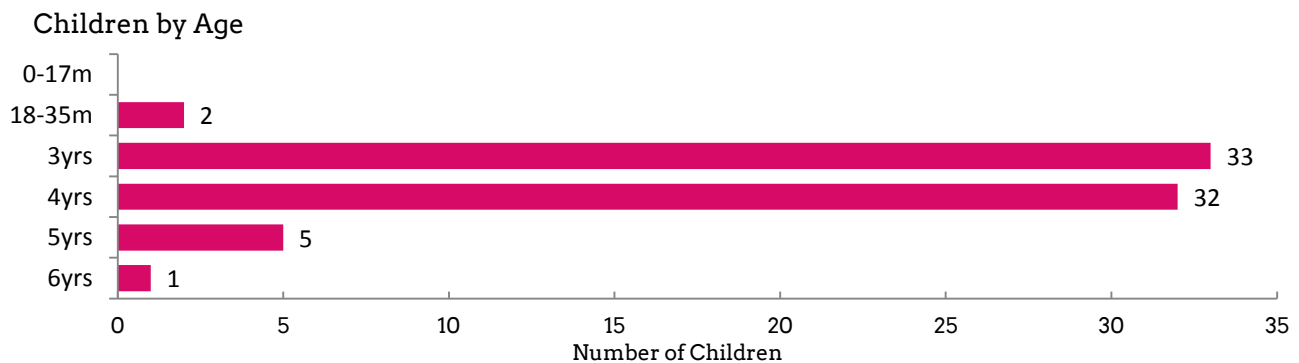
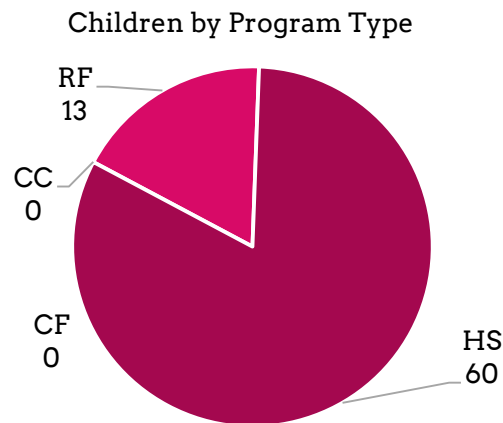
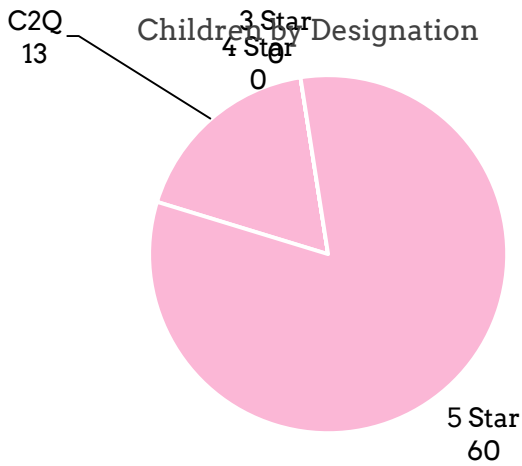
County QRIS Participation

Star Rated Programs

	# Licensed	C2Q	3-Star	4-Star	5-Star
CC	1	0	0	0	0
CF	0	0	0	0	0
RF	2	2	0	0	0
HS	0	0	0	0	1
Totals	3	2	0	0	1

CC = Certified Center; CF = Certified Family; RF = Registered Family; HS = Head Start

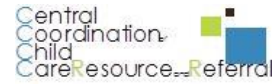
Children in QRIS Programs: 73



This document was made possible by Grant #412A130030 from U.S. Department of Education and from a Child Care Development Fund Block Grant #2014G996005 - Doc #G1401ORCCDF. Its contents are solely the responsibility of the authors and do not necessarily represent the official views of funders.

County Data Facts

All data as of January 31, 2016



Malheur

4

County QRIS Participation

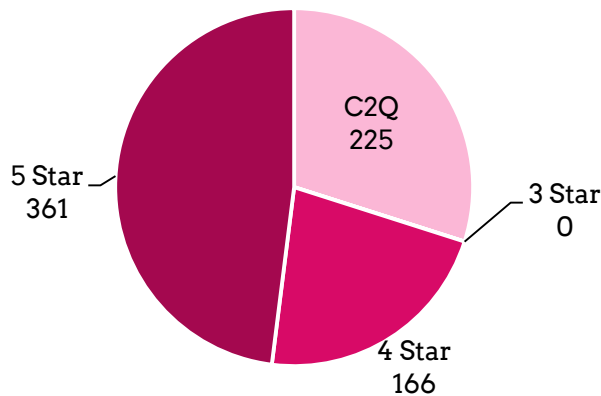
Star Rated Programs

	# Licensed	C2Q	3-Star	4-Star	5-Star
CC	7	1	0	0	0
CF	5	4	0	0	0
RF	19	3	0	0	0
HS	0	0	0	3	1
Totals	31	8	0	3	1

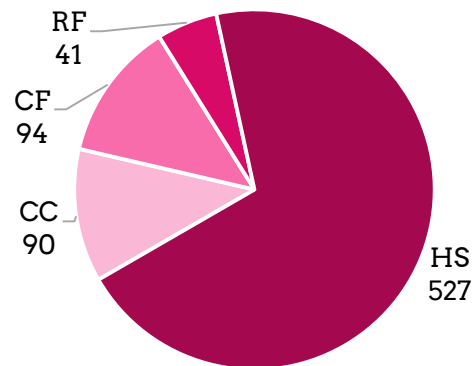
CC = Certified Center; CF = Certified Family; RF = Registered Family; HS = Head Start

Children in QRIS Programs: 752

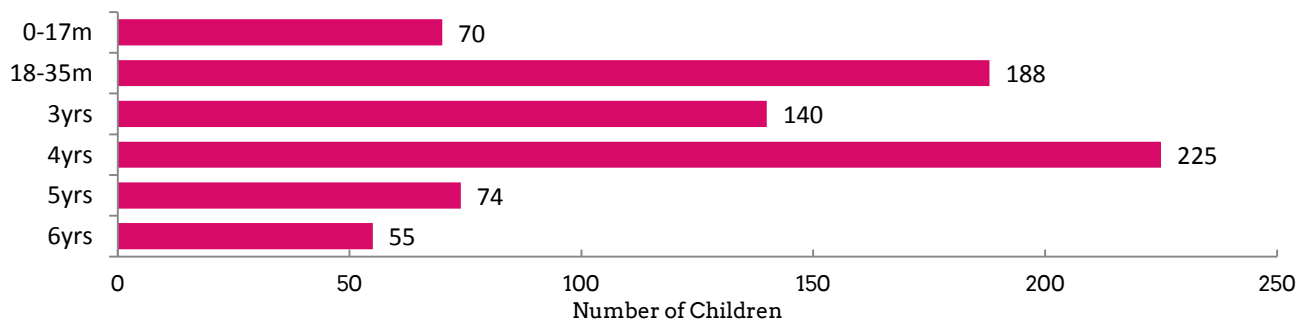
Children by Designation



Children by Program Type



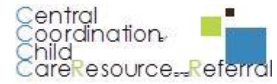
Children by Age



This document was made possible by Grant #412A130030 from U.S. Department of Education and from a Child Care Development Fund Block Grant #2014G996005 - Doc #G1401ORCCDF. Its contents are solely the responsibility of the authors and do not necessarily represent the official views of funders.

County Data Facts

All data as of January 31, 2016



Morrow

0

County QRIS Participation

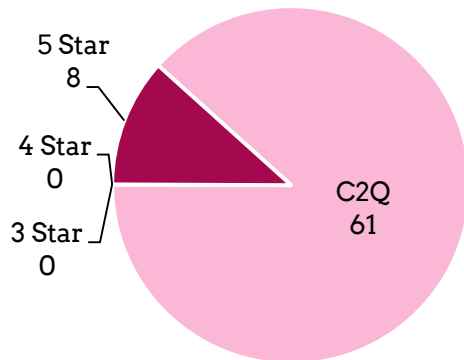
Star Rated Programs

	# Licensed	C2Q	3-Star	4-Star	5-Star
CC	4	1	0	0	0
CF	0	0	0	0	0
RF	2	1	0	0	0
HS	5	0	0	0	0
Totals	11	2	0	0	0

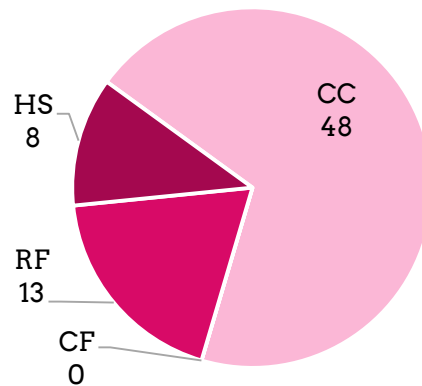
CC = Certified Center; CF = Certified Family; RF = Registered Family; HS = Head Start

Children in QRIS Programs: 69

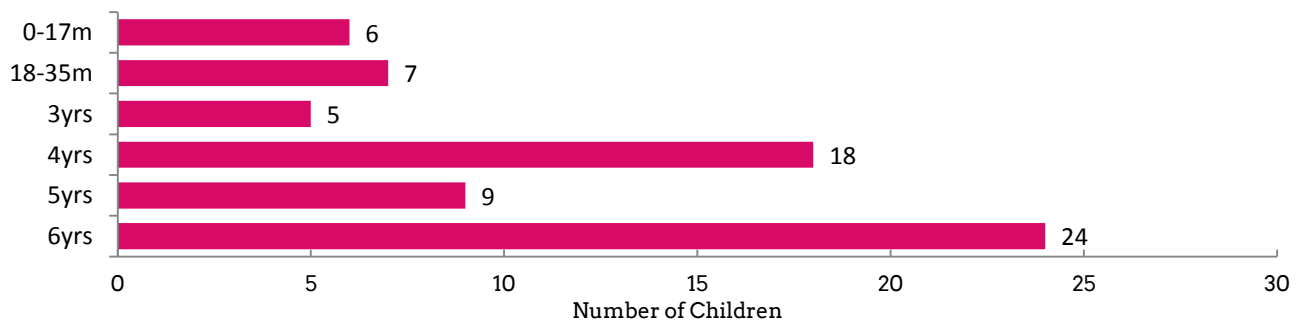
Children by Designation



Children by Program Type



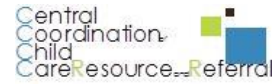
Children by Age



This document was made possible by Grant #412A130030 from U.S. Department of Education and from a Child Care Development Fund Block Grant #2014G996005 - Doc #G1401ORCCDF. Its contents are solely the responsibility of the authors and do not necessarily represent the official views of funders.

County Data Facts

All data as of January 31, 2016



Umatilla

3

County QRIS Participation

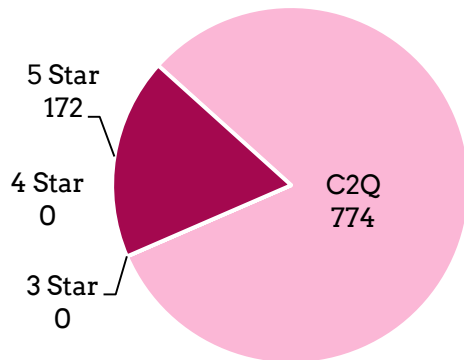
Star Rated Programs

	# Licensed	C2Q	3-Star	4-Star	5-Star
CC	8	2	0	0	0
CF	8	2	0	0	0
RF	53	8	0	0	0
HS	12	2	0	0	3
Totals	81	14	0	0	3

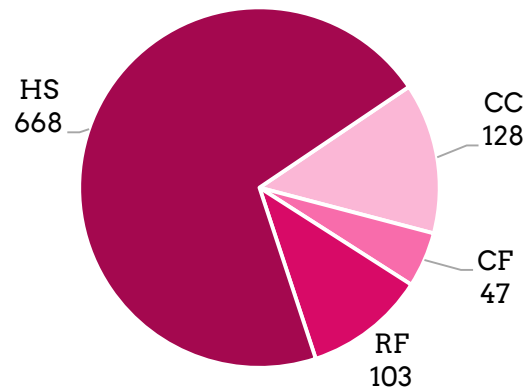
CC = Certified Center; CF = Certified Family; RF = Registered Family; HS = Head Start

Children in QRIS Programs: 946

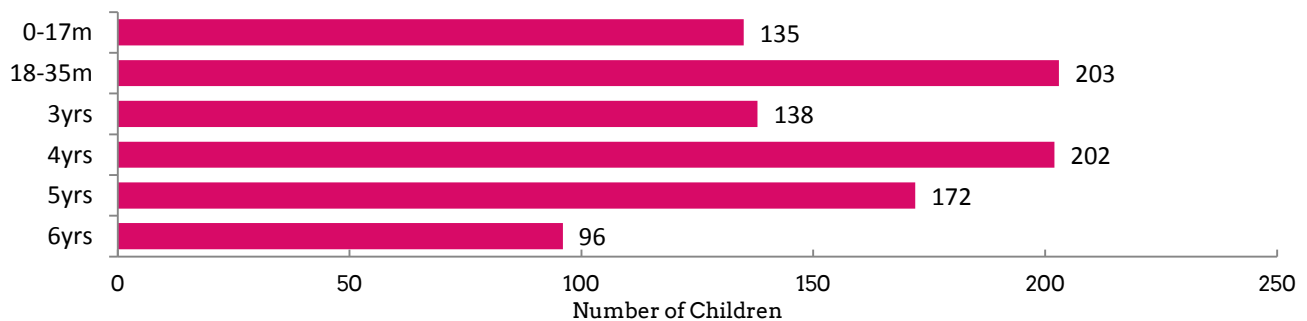
Children by Designation



Children by Program Type



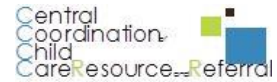
Children by Age



This document was made possible by Grant #412A130030 from U.S. Department of Education and from a Child Care Development Fund Block Grant #2014G996005 - Doc #G1401ORCCDF. Its contents are solely the responsibility of the authors and do not necessarily represent the official views of funders.

County Data Facts

All data as of January 31, 2016



Union

0

County QRIS Participation

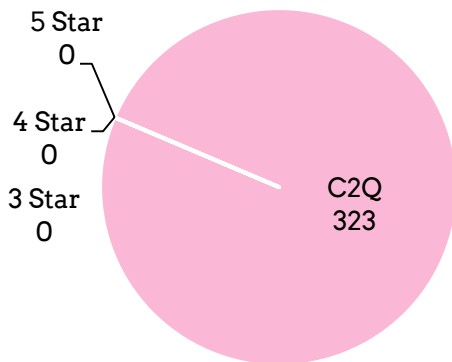
Star Rated Programs

	# Licensed	C2Q	3-Star	4-Star	5-Star
CC	6	0	0	0	0
CF	1	1	0	0	0
RF	32	4	0	0	0
HS	0	3	0	0	0
Totals	39	8	0	0	0

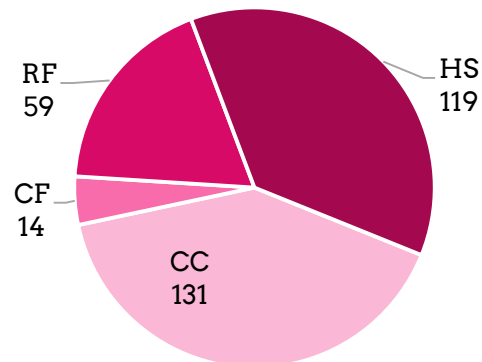
CC = Certified Center; CF = Certified Family; RF = Registered Family; HS = Head Start

Children in QRIS Programs: 323

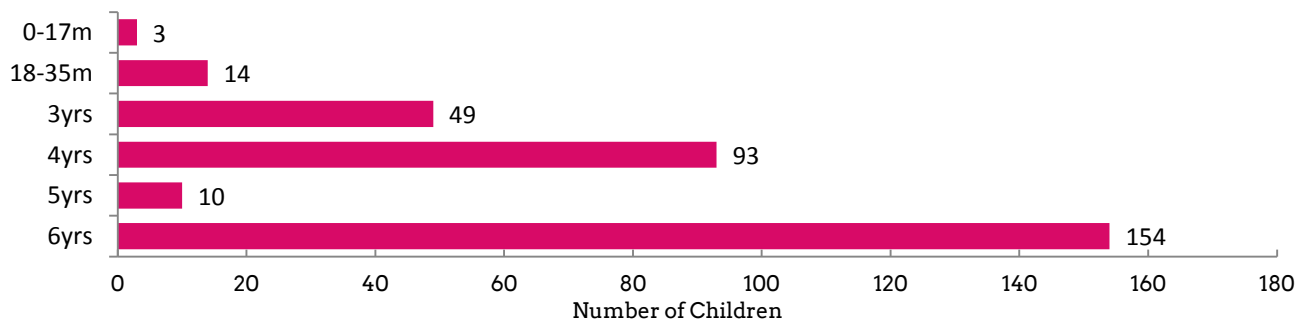
Children by Designation



Children by Program Type



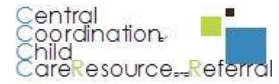
Children by Age



This document was made possible by Grant #412A130030 from U.S. Department of Education and from a Child Care Development Fund Block Grant #2014G996005 - Doc #G1401ORCCDF. Its contents are solely the responsibility of the authors and do not necessarily represent the official views of funders.

County Data Facts

All data as of January 31, 2016



Wallowa

0

County QRIS Participation

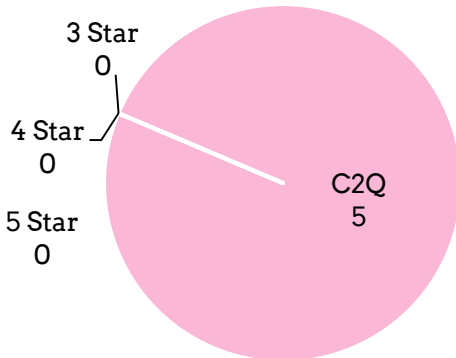
Star Rated Programs

	# Licensed	C2Q	3-Star	4-Star	5-Star
CC	3	1	0	0	0
CF	4	0	0	0	0
RF	1	0	0	0	0
HS	0	0	0	0	0
Totals	8	1	0	0	0

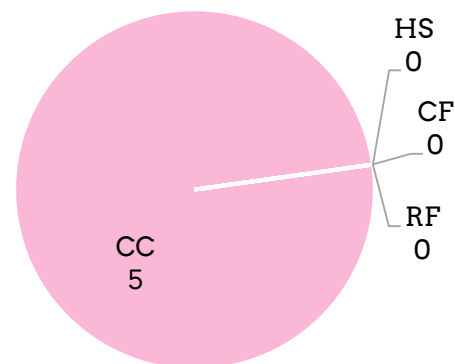
CC = Certified Center; CF = Certified Family; RF = Registered Family; HS = Head Start

Children in QRIS Programs: 5

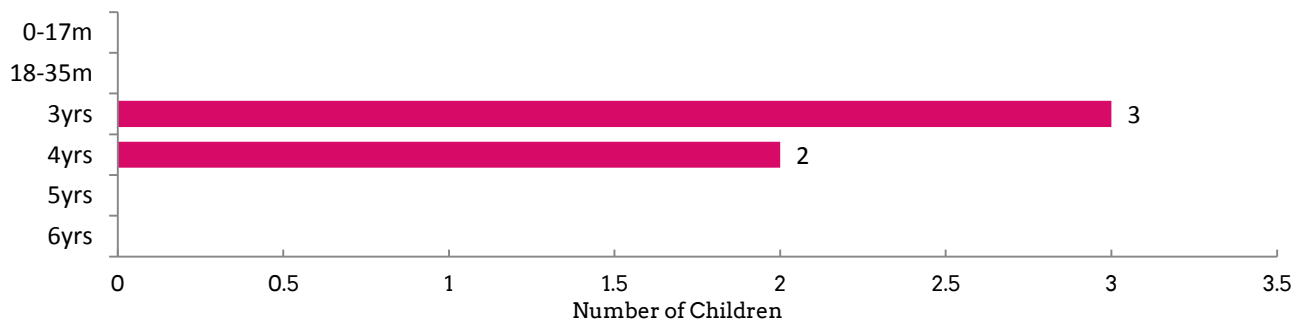
Children by Designation



Children by Program Type



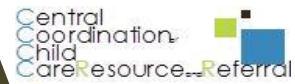
Children by Age



This document was made possible by Grant #412A130030 from U.S. Department of Education and from a Child Care Development Fund Block Grant #2014G996005 - Doc #G1401ORCCDF. Its contents are solely the responsibility of the authors and do not necessarily represent the official views of funders.

County Data Facts

All data as of January 31, 2016



Clackamas

9

County QRIS Participation

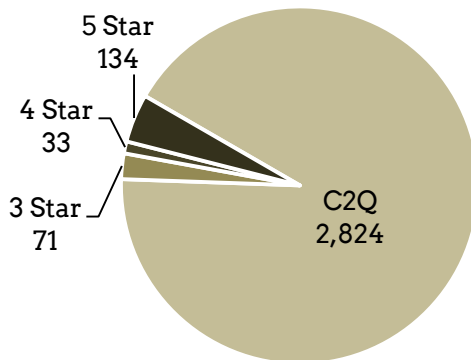
Star Rated Programs

	# Licensed	C2Q	3-Star	4-Star	5-Star
CC	95	26	0	1	1
CF	41	10	1	0	2
RF	177	15	4	0	0
HS	13	7	0	0	0
Totals	326	58	5	1	3

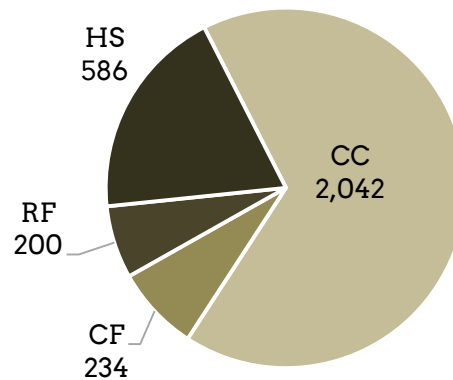
CC = Certified Center; CF = Certified Family; RF = Registered Family; HS = Head Start

Children in QRIS Programs: 3,062

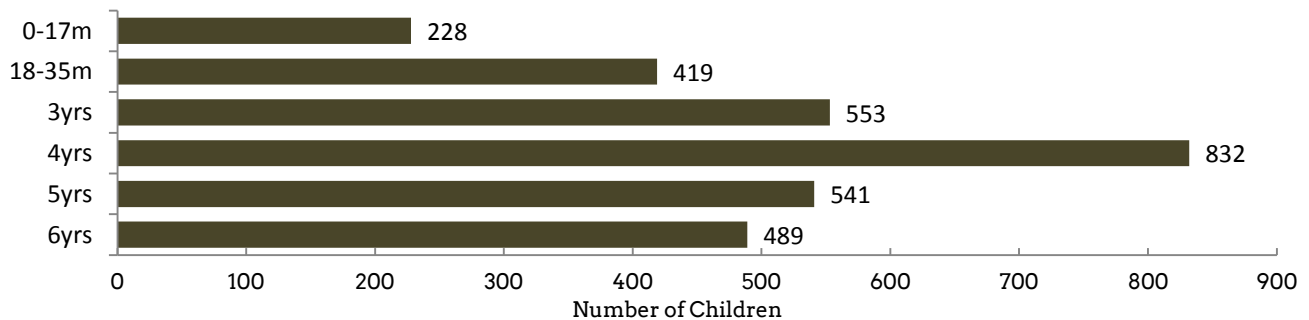
Children by Designation



Children by Program Type



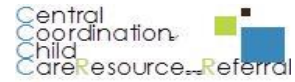
Children by Age



This document was made possible by Grant #412A130030 from U.S. Department of Education and from a Child Care Development Fund Block Grant #2014G996005 - Doc #G1401ORCCDF. Its contents are solely the responsibility of the authors and do not necessarily represent the official views of funders.

County Data Facts

All data as of January 31, 2016



Columbia

2

County QRIS Participation

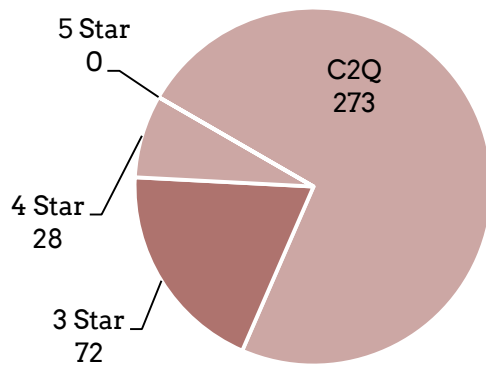
Star Rated Programs

	# Licensed	C2Q	3-Star	4-Star	5-Star
CC	13	3	1	1	0
CF	1	0	0	0	0
RF	21	5	0	0	0
HS	0	0	0	0	0
Totals	35	8	1	1	0

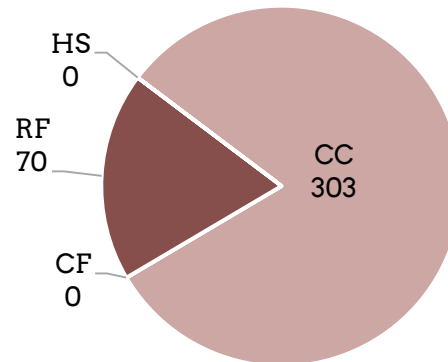
CC = Certified Center; CF = Certified Family; RF = Registered Family; HS = Head Start

Children in QRIS Programs: 373

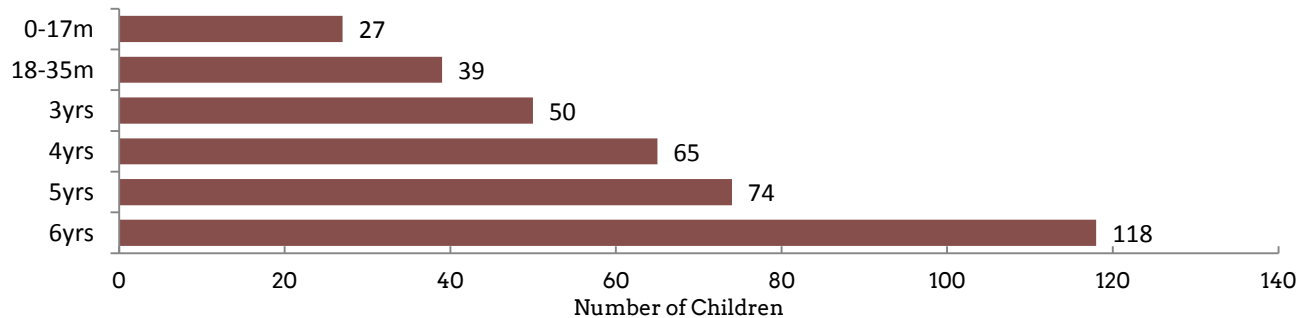
Children by Designation



Children by Program Type



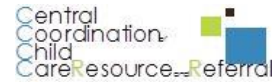
Children by Age



This document was made possible by Grant #412A130030 from U.S. Department of Education and from a Child Care Development Fund Block Grant #2014G996005 - Doc #G1401ORCCDF. Its contents are solely the responsibility of the authors and do not necessarily represent the official views of funders.

County Data Facts

All data as of January 31, 2016



Washington

18

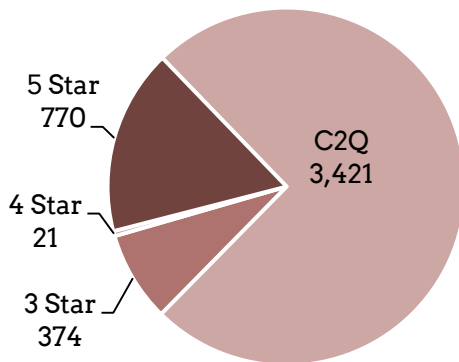
Star Rated Programs

	# Licensed	C2Q	3-Star	4-Star	5-Star
CC	185	24	2	0	2
CF	157	22	3	1	7
RF	323	10	1	0	0
HS	15	1	1	0	1
Totals	680	57	7	1	10

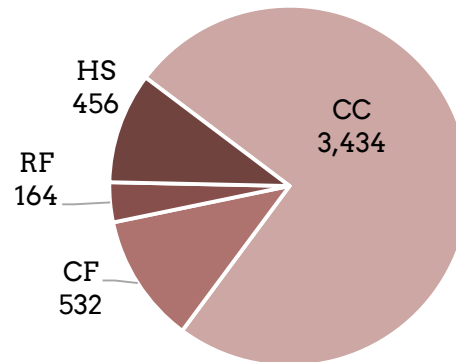
CC = Certified Center; CF = Certified Family; RF = Registered Family; HS = Head Start

Children in QRIS Programs: 4,586

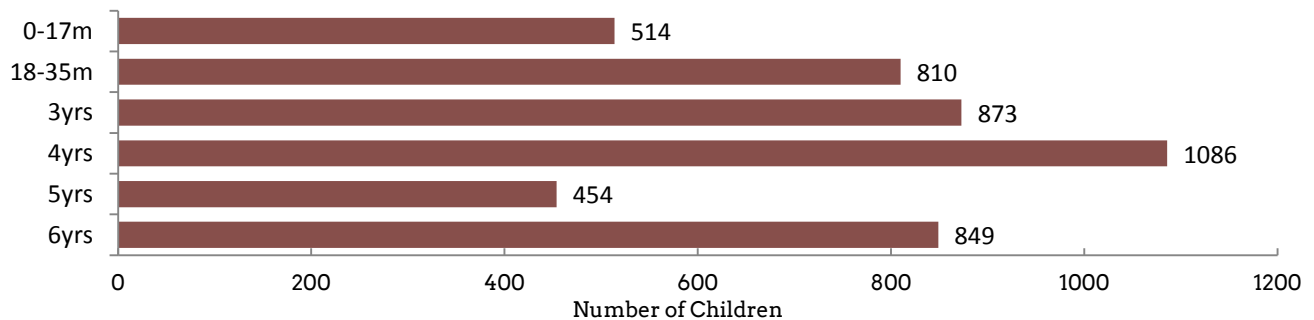
Children by Designation



Children by Program Type



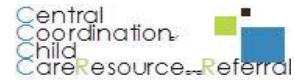
Children by Age



This document was made possible by Grant #412A130030 from U.S. Department of Education and from a Child Care Development Fund Block Grant #2014G996005 - Doc #G1401ORCCDF. Its contents are solely the responsibility of the authors and do not necessarily represent the official views of funders.

County Data Facts

All data as of January 31, 2016



Teen Parent

19

County QRIS Participation

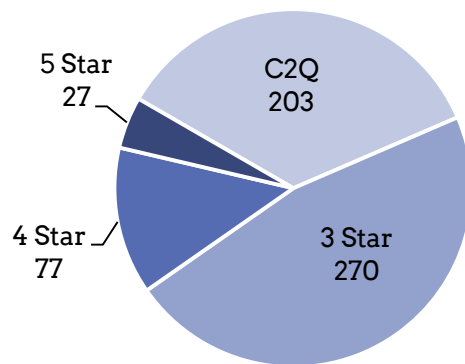
Star Rated Programs

	# Licensed	C2Q	3-Star	4-Star	5-Star
CC	29	10	13	4	2
Totals	29	10	13	4	2

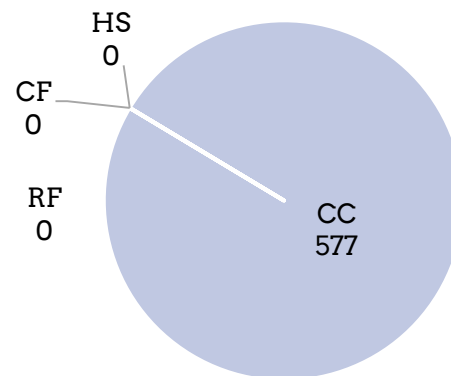
CC = Certified Center; CF = Certified Family; RF = Registered Family; HS = Head Start

Children in QRIS Programs: 577

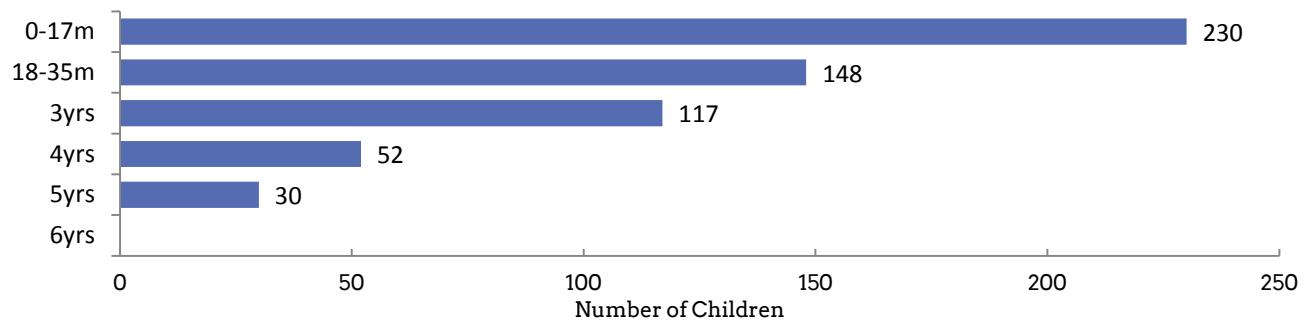
Children by Designation



Children by Program Type



Children by Age



This document was made possible by Grant #412A130030 from U.S. Department of Education and from a Child Care Development Fund Block Grant #2014G996005 - Doc #G1401ORCCDF. Its contents are solely the responsibility of the authors and do not necessarily represent the official views of funders.

Teen

