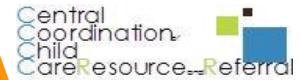


County Data Facts

All data as of June 30, 2015



Multnomah

39

County QRIS Participation

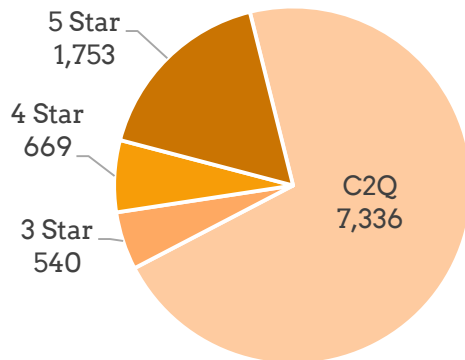
Star Rated Programs

	# Licensed	C2Q	3-Star	4-Star	5-Star
CC	257	96	8	2	8
CF	192	44	5	4	10
RF	667	53	2	0	0
HS	43	0	0	0	0
Totals	1159	193	15	6	18

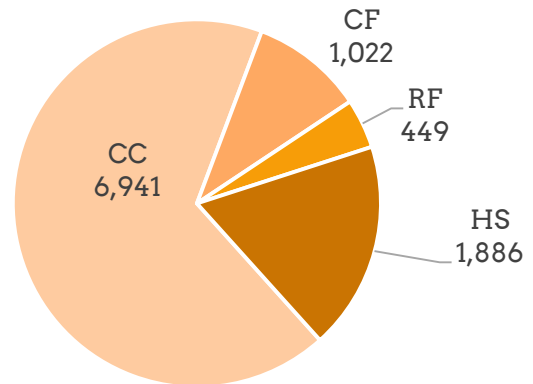
CC = Certified Center; CF = Certified Family; RF = Registered Family; HS = Head Start

Children in QRIS Programs: 10,298

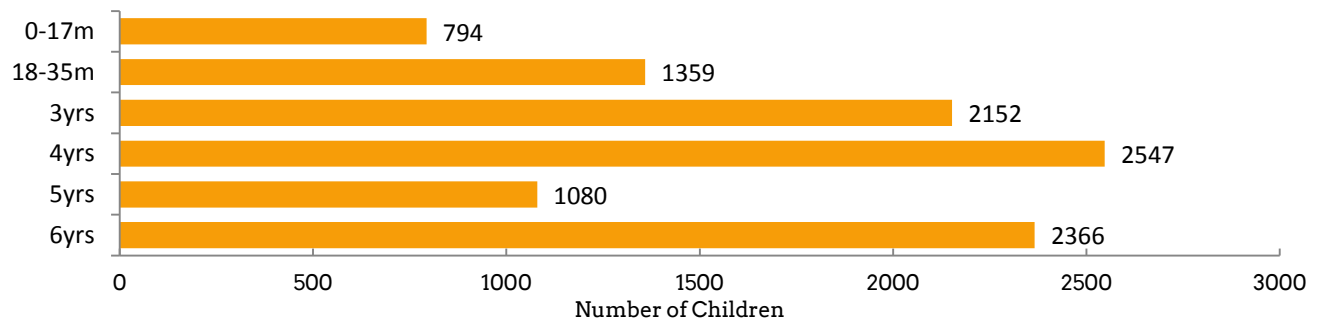
Children by Designation



Children by Program Type



Children by Age

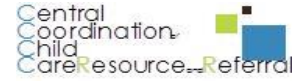


This document was made possible by Grant #412A130030 from U.S. Department of Education and from a Child Care Development Fund Block Grant #2014G996005 - Doc #G1401ORCCDF. Its contents are solely the responsibility of the authors and do not necessarily represent the official views of funders.



County Data Facts

All data as of June 30, 2015



15

Marion

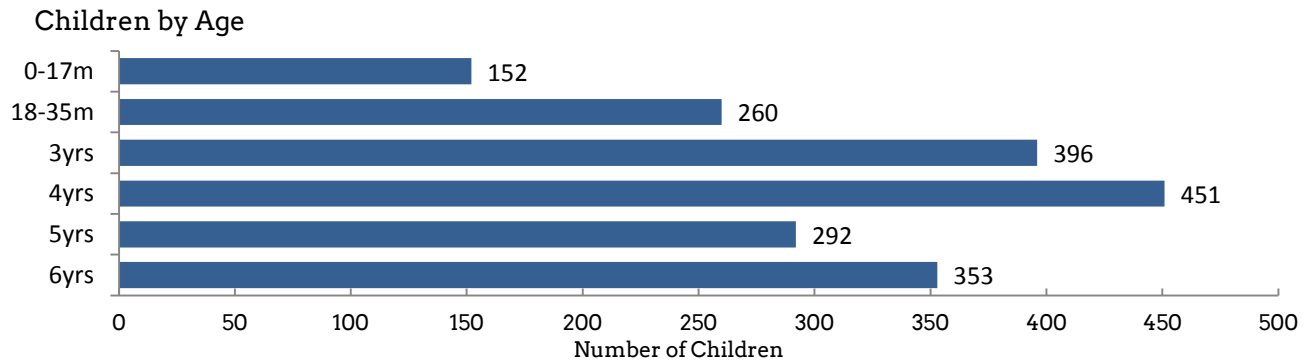
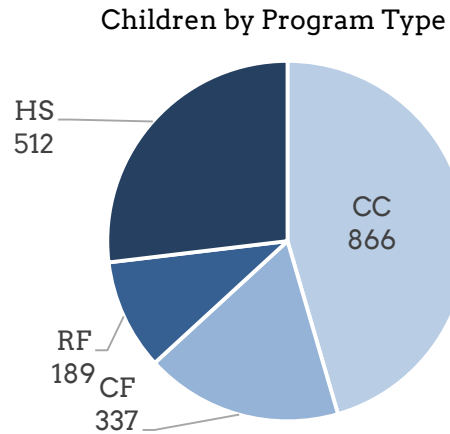
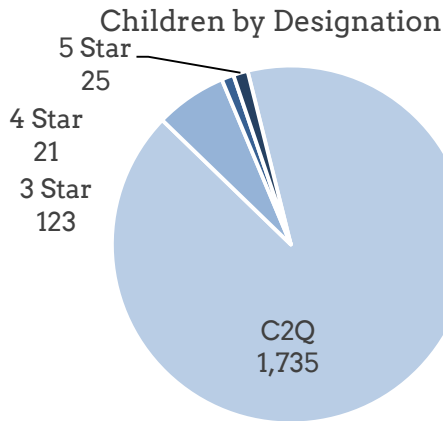
County QRIS Participation

Star Rated Programs

	# Licensed	C2Q	3-Star	4-Star	5-Star
CC	72	17	2	0	0
CF	73	19	4	2	1
RF	233	19	5	0	1
HS	12	0	0	0	0
Totals	390	55	11	2	2

CC = Certified Center; CF = Certified Family; RF = Registered Family; HS = Head Start

Children in QRIS Programs: 1,904

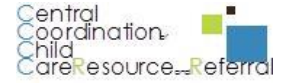


This document was made possible by Grant #412A130030 from U.S. Department of Education and from a Child Care Development Fund Block Grant #2014G996005 - Doc #G1401ORCCDF. Its contents are solely the responsibility of the authors and do not necessarily represent the official views of funders.



County Data Facts

All data as of June 30, 2015



Polk

4

County QRIS Participation

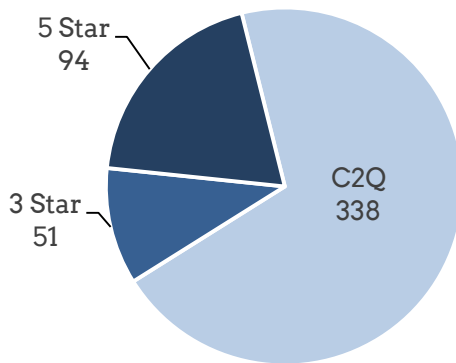
Star Rated Programs

	# Licensed	C2Q	3-Star	4-Star	5-Star
CC	17	4	1	0	1
CF	10	2	0	0	0
RF	51	8	2	0	0
HS	3	0	0	0	0
Totals	81	14	3	0	1

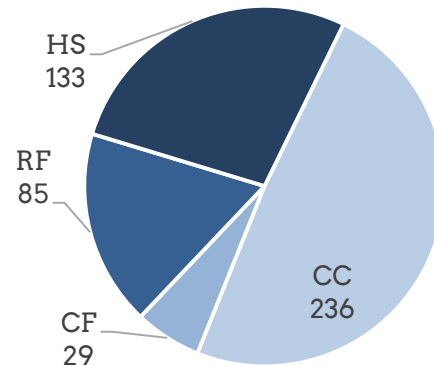
CC = Certified Center; CF = Certified Family; RF = Registered Family; HS = Head Start

Children in QRIS Programs: 483

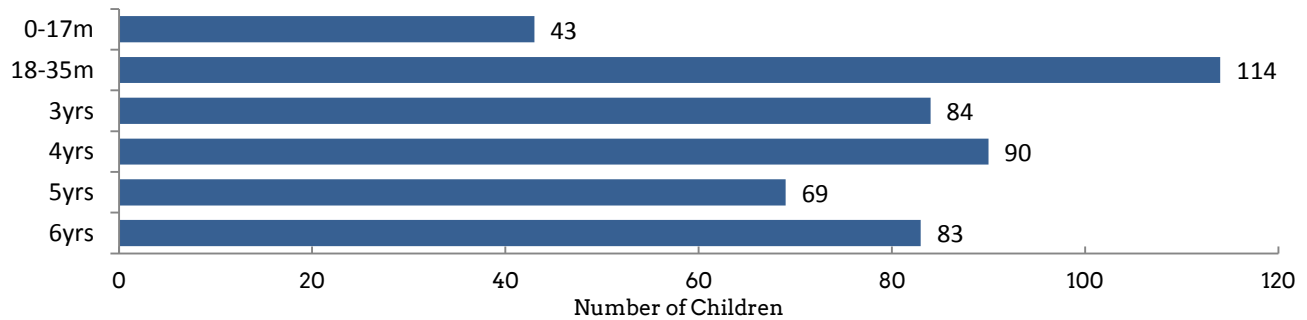
Children by Designation



Children by Program Type



Children by Age

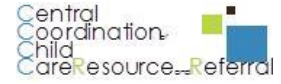


This document was made possible by Grant #412A130030 from U.S. Department of Education and from a Child Care Development Fund Block Grant #2014G996005 - Doc #G1401ORCCDF. Its contents are solely the responsibility of the authors and do not necessarily represent the official views of funders.



County Data Facts

All data as of June 30, 2015



Yamhill

10

County QRIS Participation

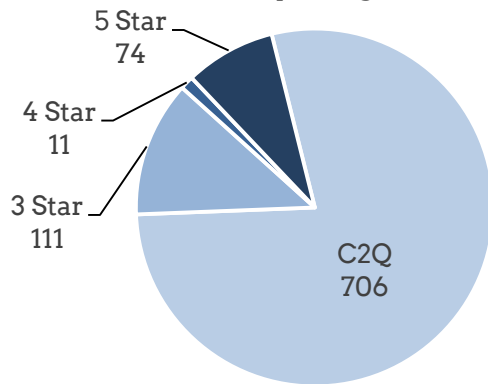
Star Rated Programs

	# Licensed	C2Q	3-Star	4-Star	5-Star
CC	19	5	1	1	1
CF	31	8	4	0	2
RF	50	9	1	0	0
HS	4	0	0	0	0
Totals	104	22	6	1	3

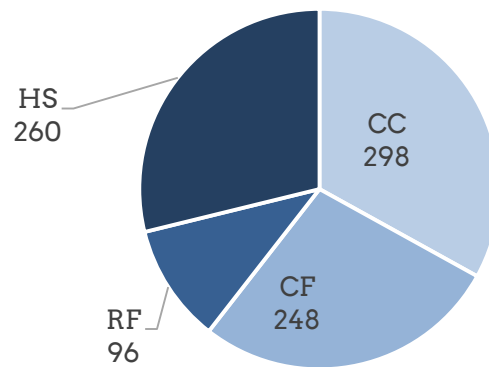
CC = Certified Center; CF = Certified Family; RF = Registered Family; HS = Head Start

Children in QRIS Programs: 902

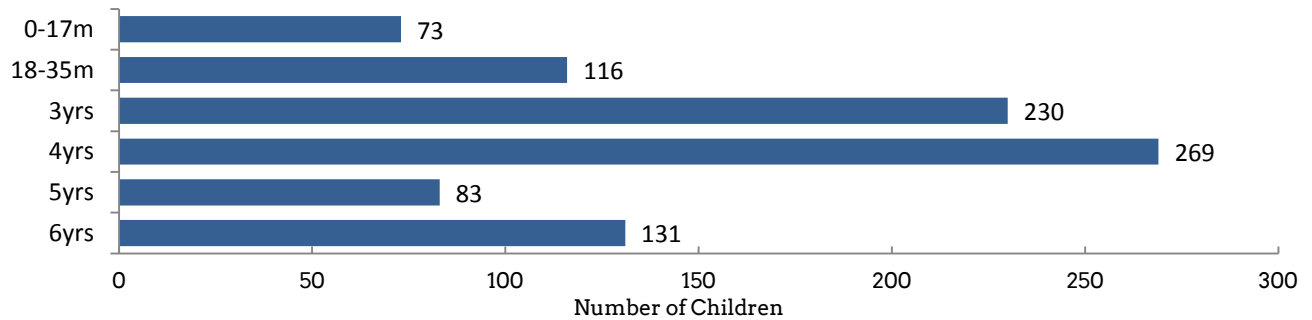
Children by Designation



Children by Program Type



Children by Age

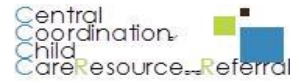


This document was made possible by Grant #412A130030 from U.S. Department of Education and from a Child Care Development Fund Block Grant #2014G996005 - Doc #G1401ORCCDF. Its contents are solely the responsibility of the authors and do not necessarily represent the official views of funders.



County Data Facts

All data as of June 30, 2015



Clatsop

0

County QRIS Participation

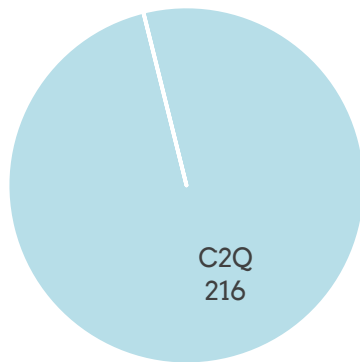
Star Rated Programs

	# Licensed	C2Q	3-Star	4-Star	5-Star
CC	8	4	0	0	0
CF	1	0	0	0	0
RF	15	4	0	0	0
HS	0	0	0	0	0
Totals	24	8	0	0	0

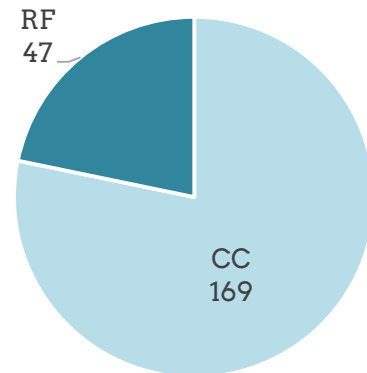
CC = Certified Center; CF = Certified Family; RF = Registered Family; HS = Head Start

Children in QRIS Programs: 216

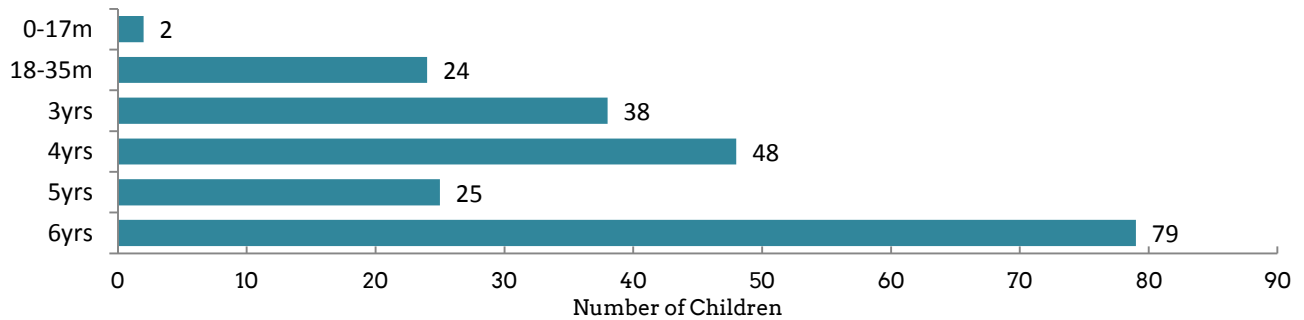
Children by Designation



Children by Program Type



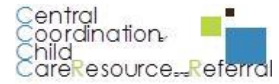
Children by Age



This document was made possible by Grant #412A130030 from U.S. Department of Education and from a Child Care Development Fund Block Grant #2014G996005 - Doc #G1401ORCCDF. Its contents are solely the responsibility of the authors and do not necessarily represent the official views of funders.

County Data Facts

All data as of June 30, 2015



Lincoln

0

County QRIS Participation

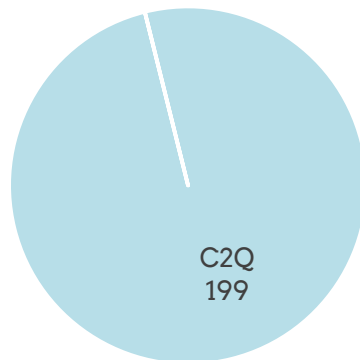
Star Rated Programs

	# Licensed	C2Q	3-Star	4-Star	5-Star
CC	6	4	0	0	0
CF	3	2	0	0	0
RF	12	3	0	0	0
HS	0	0	0	0	0
Totals	21	9	0	0	0

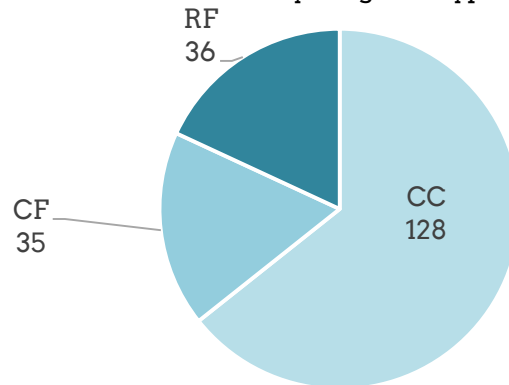
CC = Certified Center; CF = Certified Family; RF = Registered Family; HS = Head Start

Children in QRIS Programs: 199

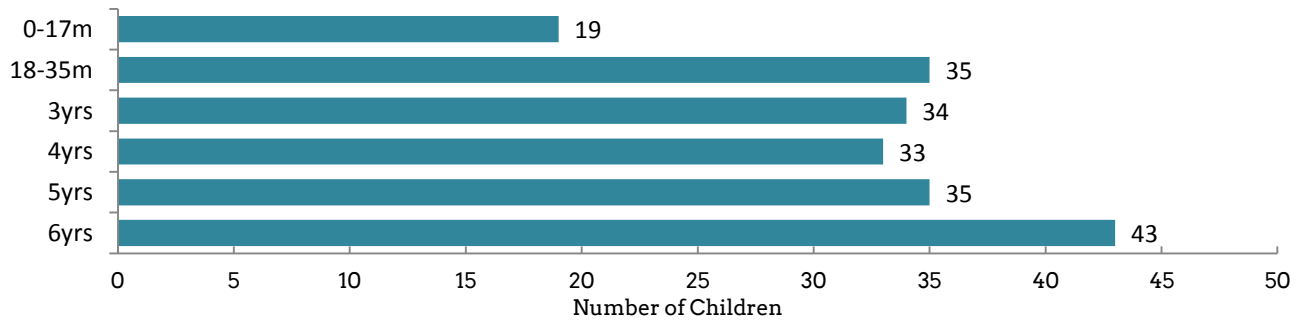
Children by Designation



Children by Program Type



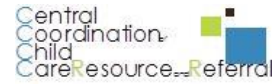
Children by Age



This document was made possible by Grant #412A130030 from U.S. Department of Education and from a Child Care Development Fund Block Grant #2014G996005 - Doc #G1401ORCCDF. Its contents are solely the responsibility of the authors and do not necessarily represent the official views of funders.

County Data Facts

All data as of June 30, 2015



Tillamook

0

County QRIS Participation

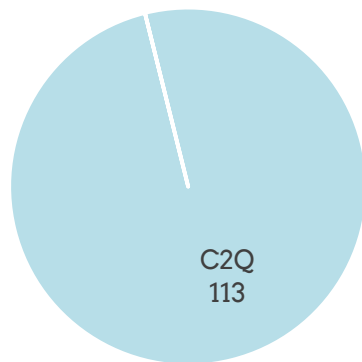
Star Rated Programs

	# Licensed	C2Q	3-Star	4-Star	5-Star
CC	4	3	0	0	0
CF	1	1	0	0	0
RF	15	2	0	0	0
HS	0	0	0	0	0
Totals	20	6	0	0	0

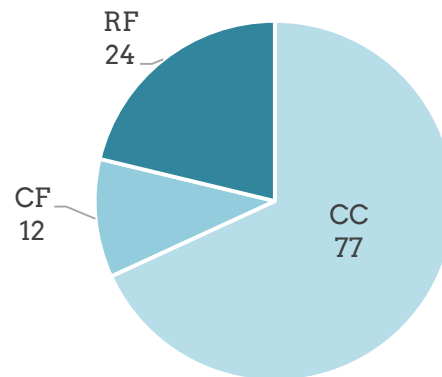
CC = Certified Center; CF = Certified Family; RF = Registered Family; HS = Head Start

Children in QRIS Programs: 113

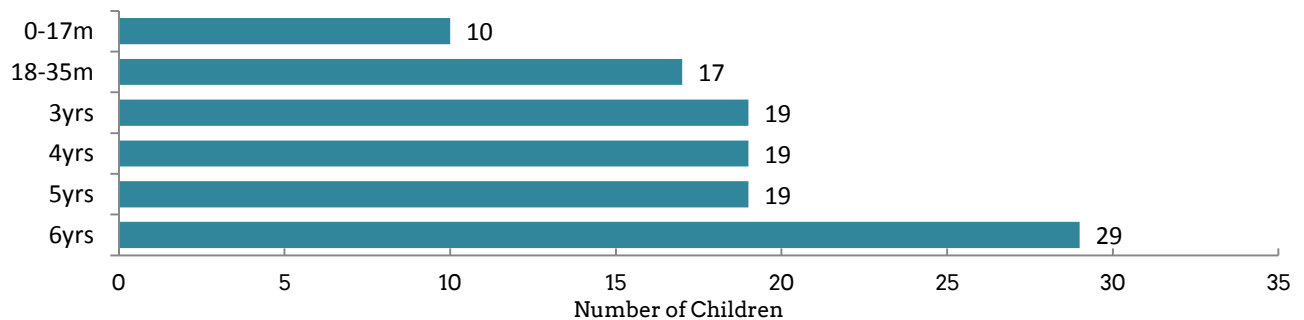
Children by Designation



Children by Program Type



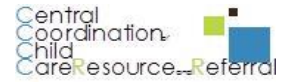
Children by Age



This document was made possible by Grant #412A130030 from U.S. Department of Education and from a Child Care Development Fund Block Grant #2014G996005 - Doc #G1401ORCCDF. Its contents are solely the responsibility of the authors and do not necessarily represent the official views of funders.

County Data Facts

All data as of June 30, 2015



Benton

8

County QRIS Participation

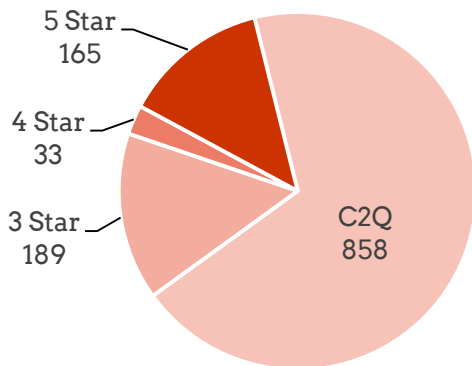
Star Rated Programs

	# Licensed	C2Q	3-Star	4-Star	5-Star
CC	30	12	3	1	2
CF	7	1	0	0	0
RF	31	2	1	1	0
HS	3	0	0	0	0
Totals	71	15	4	2	2

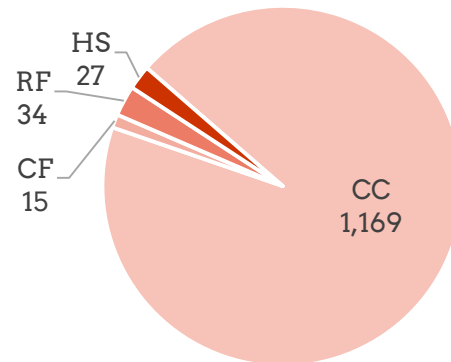
CC = Certified Center; CF = Certified Family; RF = Registered Family; HS = Head Start

Children in QRIS Programs: 1,245

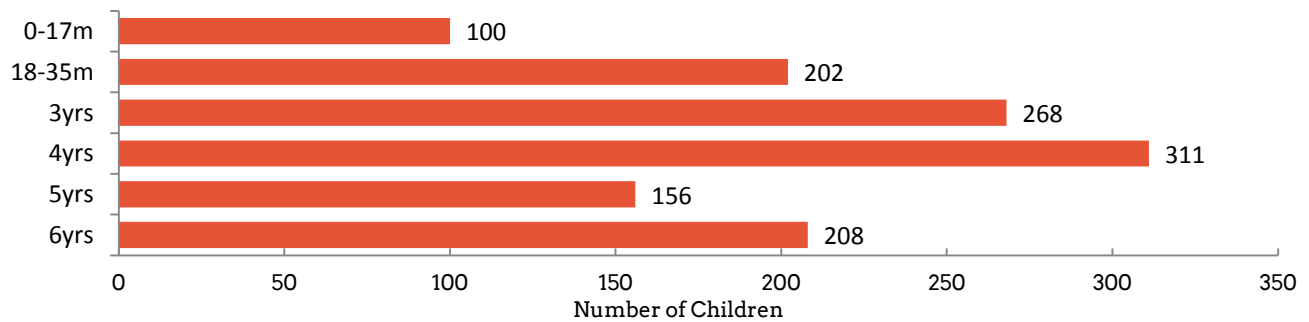
Children by Designation



Children by Program Type



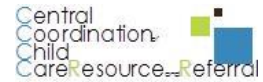
Children by Age



This document was made possible by Grant #412A130030 from U.S. Department of Education and from a Child Care Development Fund Block Grant #2014G996005 - Doc #G1401ORCCDF. Its contents are solely the responsibility of the authors and do not necessarily represent the official views of funders.

County Data Facts

All data as of June 30, 2015



Linn

3

County QRIS Participation

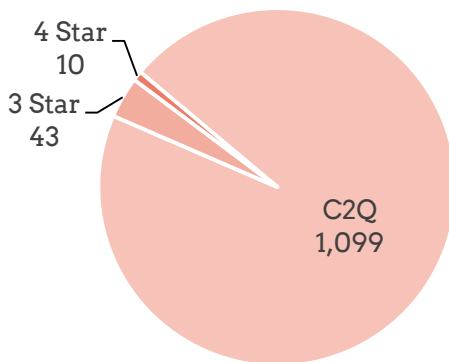
Star Rated Programs

	# Licensed	C2Q	3-Star	4-Star	5-Star
CC	19	12	1	0	0
CF	4	1	0	1	0
RF	69	6	1	0	0
HS	6	0	0	0	0
Totals	98	19	2	1	0

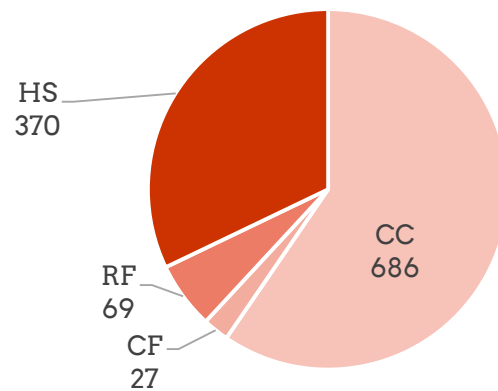
CC = Certified Center; CF = Certified Family; RF = Registered Family; HS = Head Start

Children in QRIS Programs: 1,152

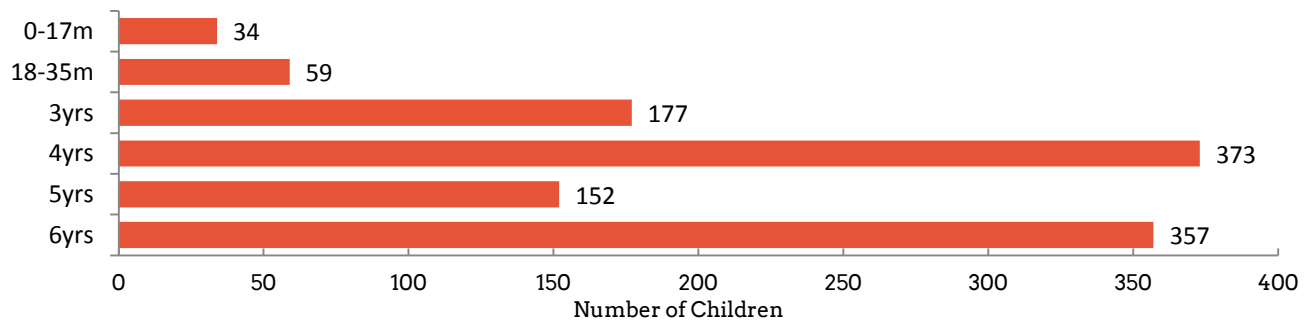
Children by Designation



Children by Program Type



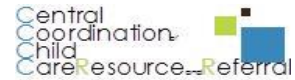
Children by Age



This document was made possible by Grant #412A130030 from U.S. Department of Education and from a Child Care Development Fund Block Grant #2014G996005 - Doc #G1401ORCCDF. Its contents are solely the responsibility of the authors and do not necessarily represent the official views of funders.

County Data Facts

All data as of June 30, 2015



Douglas

12

County QRIS Participation

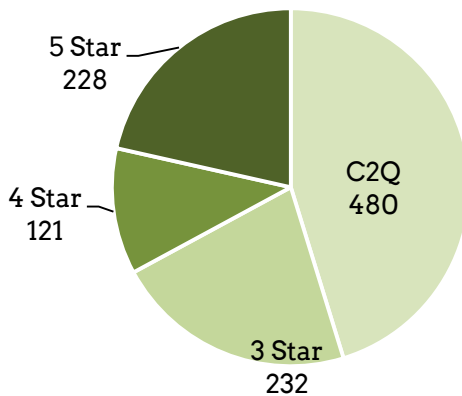
Star Rated Programs

	# Licensed	C2Q	3-Star	4-Star	5-Star
CC	16	8	2	0	0
CF	6	0	2	1	2
RF	53	9	5	0	0
HS	7	0	0	0	0
Totals	82	17	9	1	2

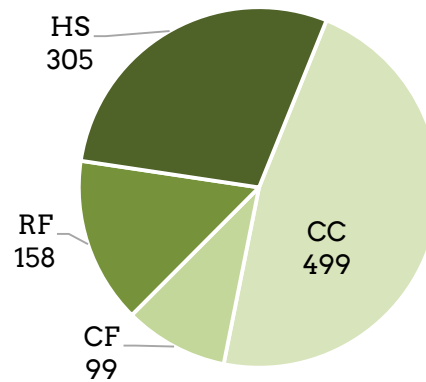
CC = Certified Center; CF = Certified Family; RF = Registered Family; HS = Head Start

Children in QRIS Programs: 1,061

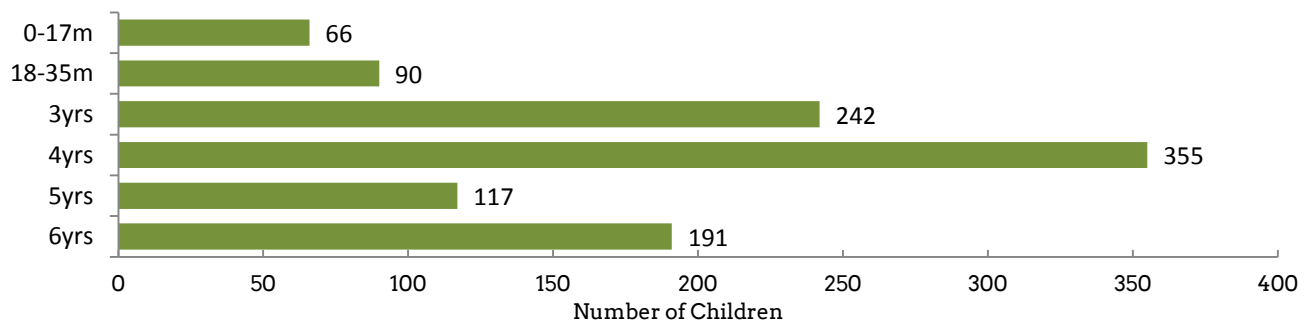
Children by Designation



Children by Program Type



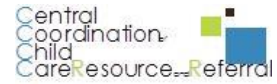
Children by Age



This document was made possible by Grant #412A130030 from U.S. Department of Education and from a Child Care Development Fund Block Grant #2014G996005 - Doc #G1401ORCCDF. Its contents are solely the responsibility of the authors and do not necessarily represent the official views of funders.

County Data Facts

All data as of June 30, 2015



Lane

42

County QRIS Participation

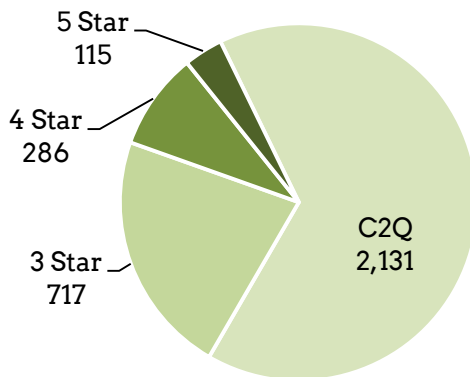
Star Rated Programs

	# Licensed	C2Q	3-Star	4-Star	5-Star
CC	91	33	16	5	1
CF	60	21	8	4	1
RF	164	15	6	1	0
HS	16	0	0	0	0
Totals	331	69	30	10	2

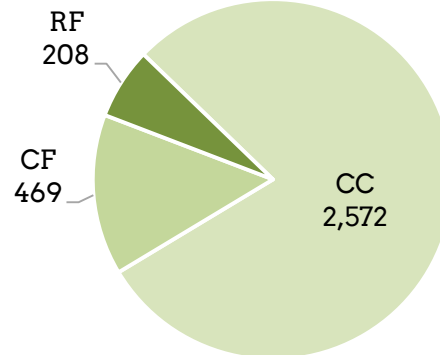
CC = Certified Center; CF = Certified Family; RF = Registered Family; HS = Head Start

Children in QRIS Programs: 3,249

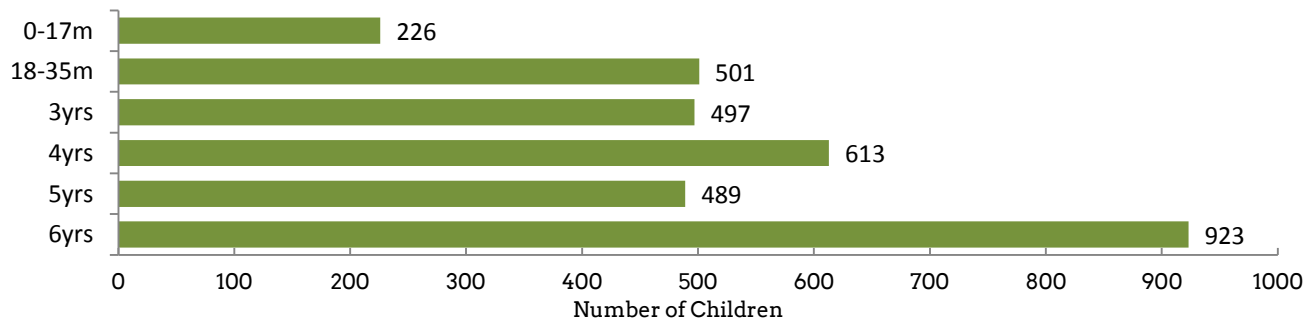
Children by Designation



Children by Program Type



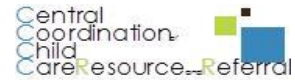
Children by Age



This document was made possible by Grant #412A130030 from U.S. Department of Education and from a Child Care Development Fund Block Grant #2014G996005 - Doc #G1401ORCCDF. Its contents are solely the responsibility of the authors and do not necessarily represent the official views of funders.

County Data Facts

All data as of June 30, 2015



Coos

0

County QRIS Participation

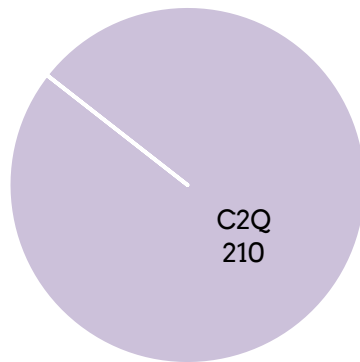
Star Rated Programs

	# Licensed	C2Q	3-Star	4-Star	5-Star
CC	6	1	0	0	0
CF	7	0	0	0	0
RF	32	2	0	0	0
HS	4	0	0	0	0
Totals	49	3	0	0	0

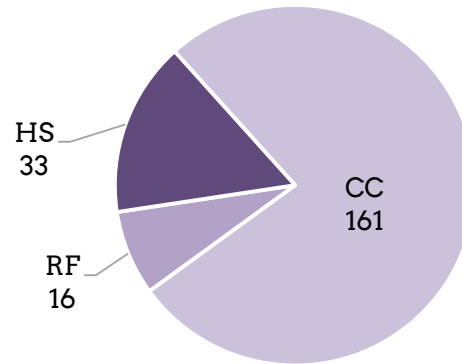
CC = Certified Center; CF = Certified Family; RF = Registered Family; HS = Head Start

Children in QRIS Programs: 210

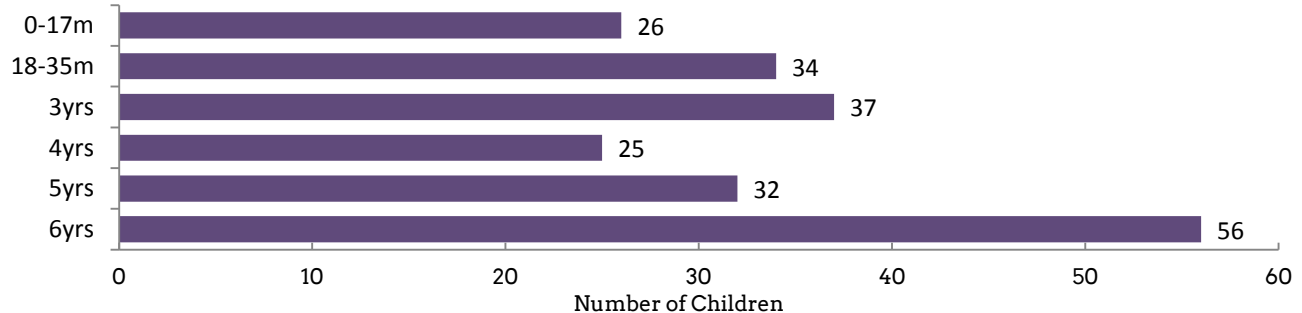
Children by Designation



Children by Program Type



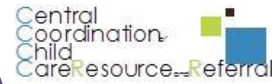
Children by Age



This document was made possible by Grant #412A130030 from U.S. Department of Education and from a Child Care Development Fund Block Grant #2014G996005 - Doc #G1401ORCCDF. Its contents are solely the responsibility of the authors and do not necessarily represent the official views of funders.

County Data Facts

All data as of June 30, 2015



Curry

0

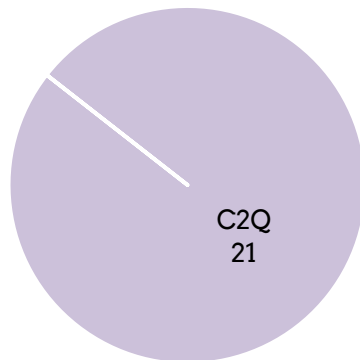
Star Rated Programs

	# Licensed	C2Q	3-Star	4-Star	5-Star
CC	2	1	0	0	0
CF	4	0	0	0	0
RF	5	0	0	0	0
HS	0	0	0	0	0
Totals	11	1	0	0	0

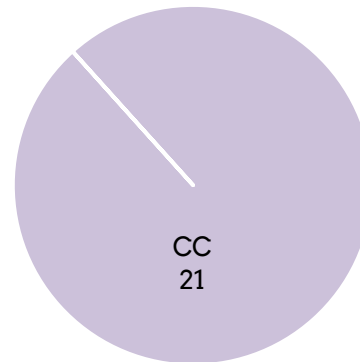
CC = Certified Center; CF = Certified Family; RF = Registered Family; HS = Head Start

Children in QRIS Programs: 21

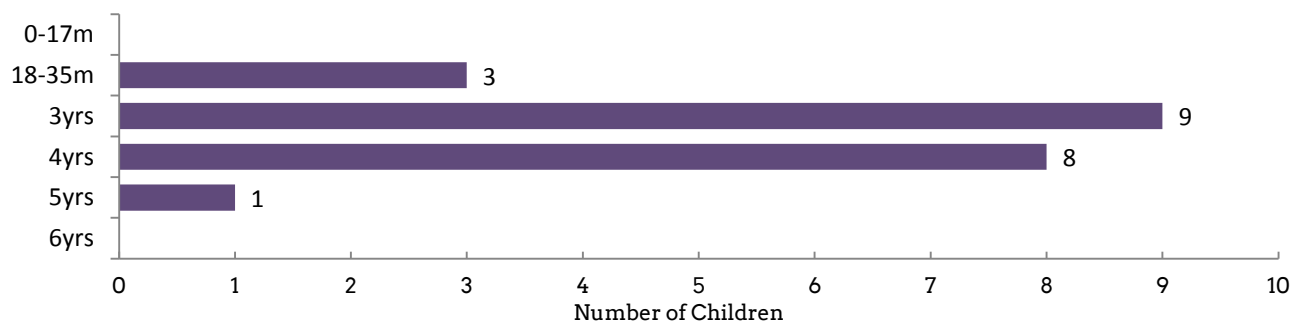
Children by Designation



Children by Program Type



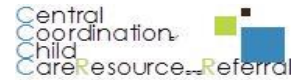
Children by Age



This document was made possible by Grant #412A130030 from U.S. Department of Education and from a Child Care Development Fund Block Grant #2014G996005 - Doc #G1401ORCCDF. Its contents are solely the responsibility of the authors and do not necessarily represent the official views of funders.

County Data Facts

All data as of June 30, 2015



Jackson

12

County QRIS Participation

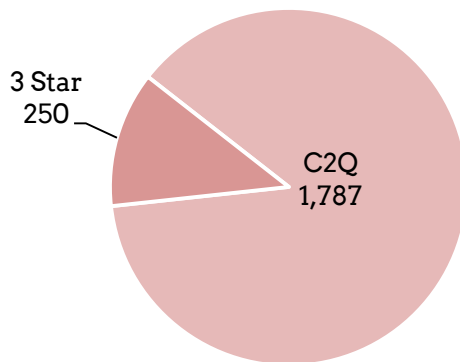
Star Rated Programs

	# Licensed	C2Q	3-Star	4-Star	5-Star
CC	33	5	4	0	0
CF	25	8	5	0	0
RF	127	18	3	0	0
HS	16	0	0	0	0
Totals	201	31	12	0	0

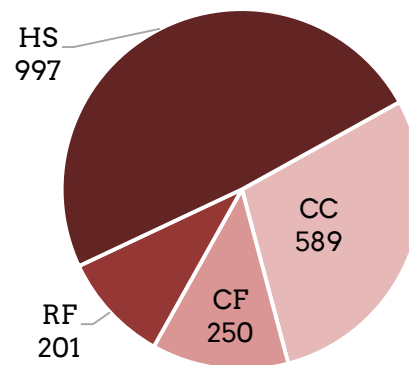
CC = Certified Center; CF = Certified Family; RF = Registered Family; HS = Head Start

Children in QRIS Programs: 2,037

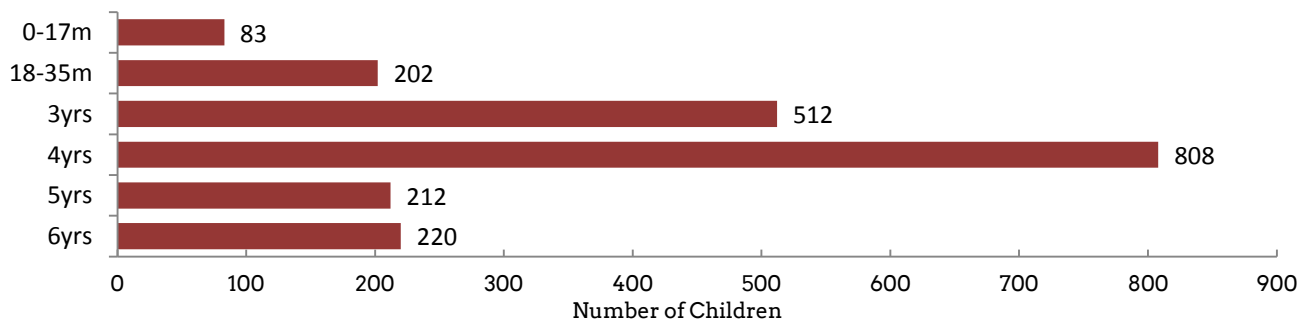
Children by Designation



Children by Program Type



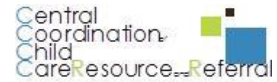
Children by Age



This document was made possible by Grant #412A130030 from U.S. Department of Education and from a Child Care Development Fund Block Grant #2014G996005 - Doc #G1401ORCCDF. Its contents are solely the responsibility of the authors and do not necessarily represent the official views of funders.

County Data Facts

All data as of June 30, 2015



Josephine

6

County QRIS Participation

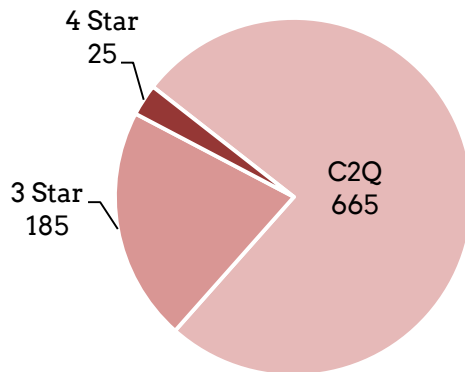
Star Rated Programs

	# Licensed	C2Q	3-Star	4-Star	5-Star
CC	22	4	3	0	0
CF	5	2	1	1	0
RF	27	4	1	0	0
HS	7	0	0	0	0
Totals	61	10	5	1	0

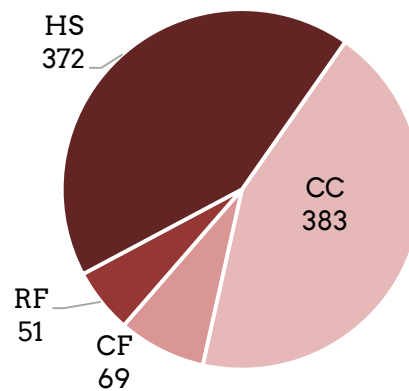
CC = Certified Center; CF = Certified Family; RF = Registered Family; HS = Head Start

Children in QRIS Programs: 875

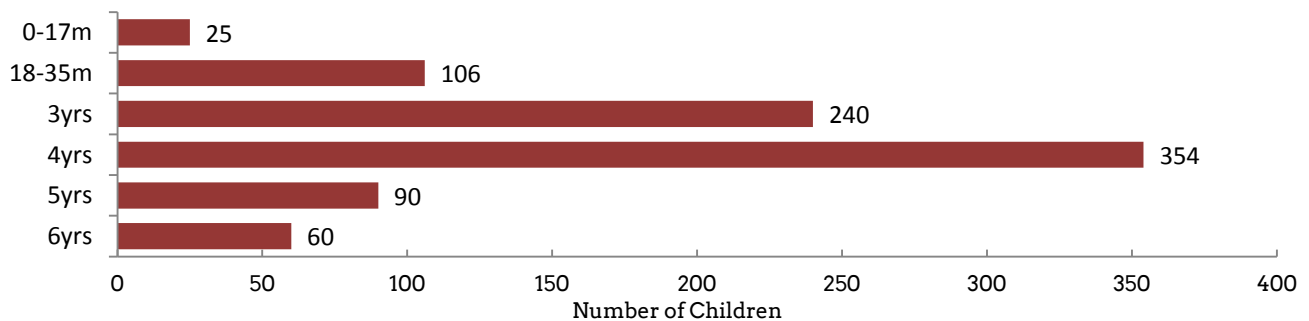
Children by Designation



Children by Program Type



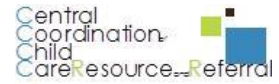
Children by Age



This document was made possible by Grant #412A130030 from U.S. Department of Education and from a Child Care Development Fund Block Grant #2014G996005 - Doc #G1401ORCCDF. Its contents are solely the responsibility of the authors and do not necessarily represent the official views of funders.

County Data Facts

All data as of June 30, 2015



Klamath

0

County QRIS Participation

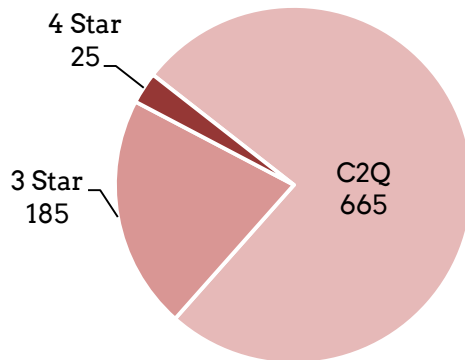
Star Rated Programs

	# Licensed	C2Q	3-Star	4-Star	5-Star
CC	11	4	0	0	0
CF	3	2	0	0	0
RF	22	4	0	0	0
HS	6	0	0	0	0
Totals	42	10	0	0	0

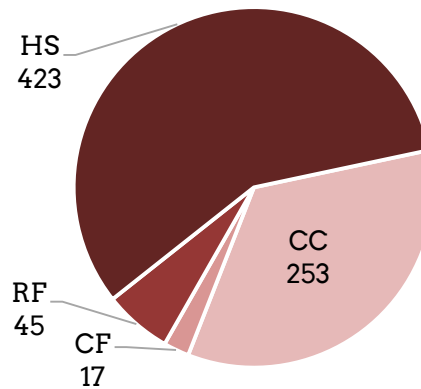
CC = Certified Center; CF = Certified Family; RF = Registered Family; HS = Head Start

Children in QRIS Programs: 738

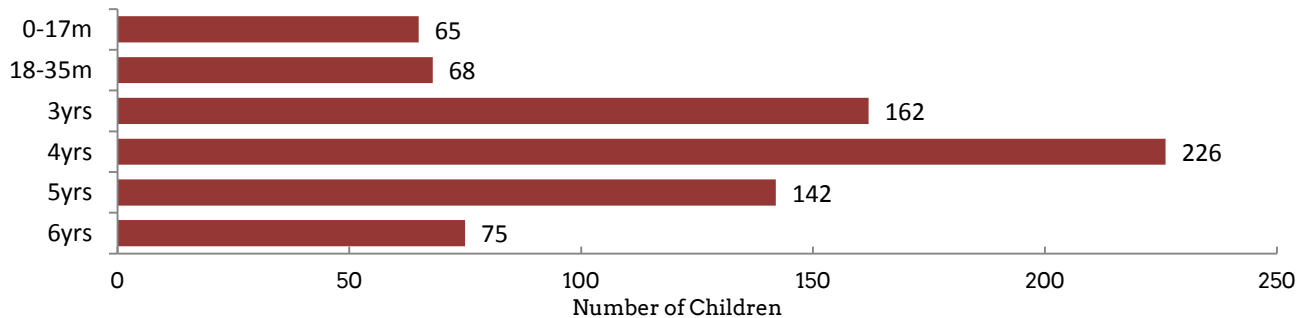
Children by Designation



Children by Program Type



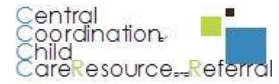
Children by Age



This document was made possible by Grant #412A130030 from U.S. Department of Education and from a Child Care Development Fund Block Grant #2014G996005 - Doc #G1401ORCCDF. Its contents are solely the responsibility of the authors and do not necessarily represent the official views of funders.

County Data Facts

All data as of June 30, 2015



Lake

0

County QRIS Participation

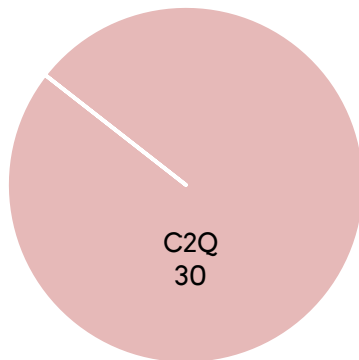
Star Rated Programs

	# Licensed	C2Q	3-Star	4-Star	5-Star
CC	0	0	0	0	0
CF	0	0	0	0	0
RF	2	0	0	0	0
HS	1	0	0	0	0
Totals	3	0	0	0	0

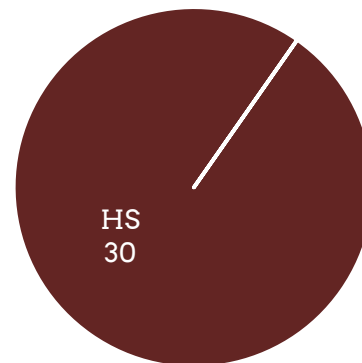
CC = Certified Center; CF = Certified Family; RF = Registered Family; HS = Head Start

Children in QRIS Programs: 30

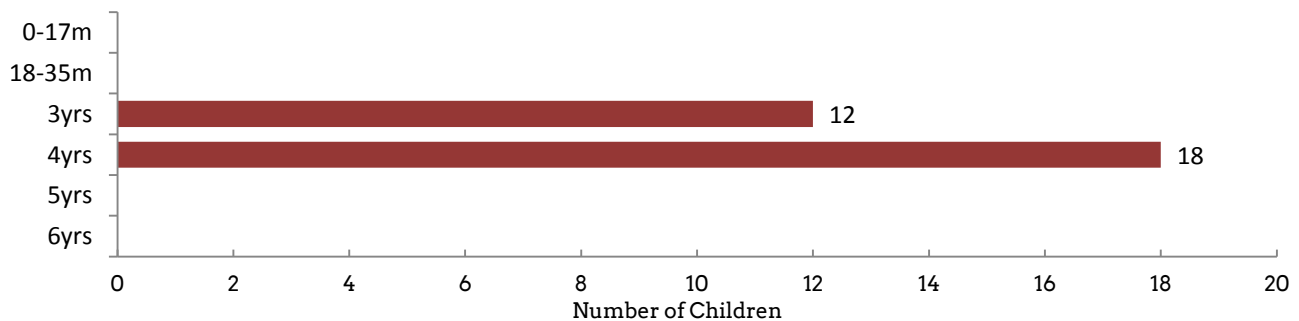
Children by Designation



Children by Program Type



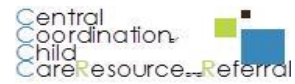
Children by Age



This document was made possible by Grant #412A130030 from U.S. Department of Education and from a Child Care Development Fund Block Grant #2014G996005 - Doc #G1401ORCCDF. Its contents are solely the responsibility of the authors and do not necessarily represent the official views of funders.

County Data Facts

All data as of June 30, 2015



Gilliam

0

County QRIS Participation

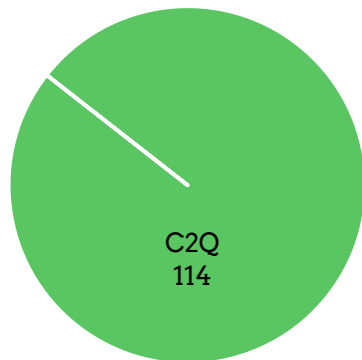
Star Rated Programs

	# Licensed	C2Q	3-Star	4-Star	5-Star
CC	1	1	0	0	0
CF	1	1	0	0	0
RF	1	1	0	0	0
HS	0	0	0	0	0
Totals	3	3	0	0	0

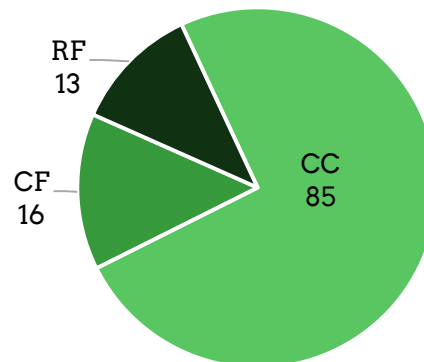
CC = Certified Center; CF = Certified Family; RF = Registered Family; HS = Head Start

Children in QRIS Programs: 114

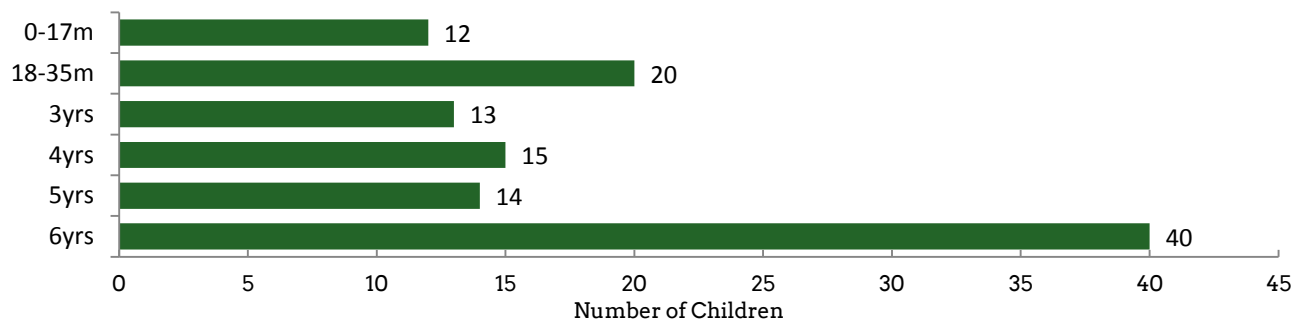
Children by Designation



Children by Program Type



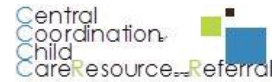
Children by Age



This document was made possible by Grant #412A130030 from U.S. Department of Education and from a Child Care Development Fund Block Grant #2014G996005 - Doc #G1401ORCCDF. Its contents are solely the responsibility of the authors and do not necessarily represent the official views of funders.

County Data Facts

All data as of June 30, 2015



Hood River

3

County QRIS Participation

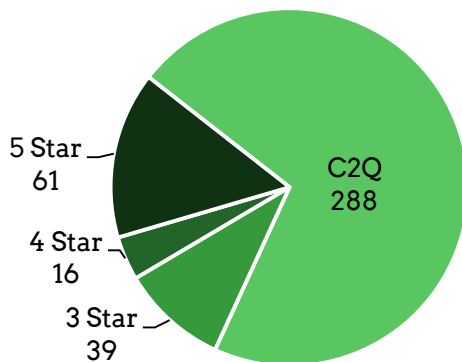
Star Rated Programs

	# Licensed	C2Q	3-Star	4-Star	5-Star
CC	12	4	1	0	0
CF	11	3	1	1	0
RF	9	2	0	0	0
HS	5	0	0	0	0
Totals	37	9	2	1	0

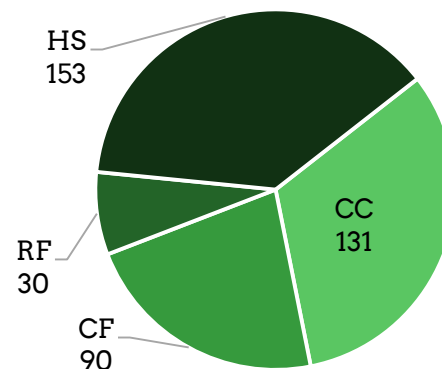
CC = Certified Center; CF = Certified Family; RF = Registered Family; HS = Head Start

Children in QRIS Programs: 404

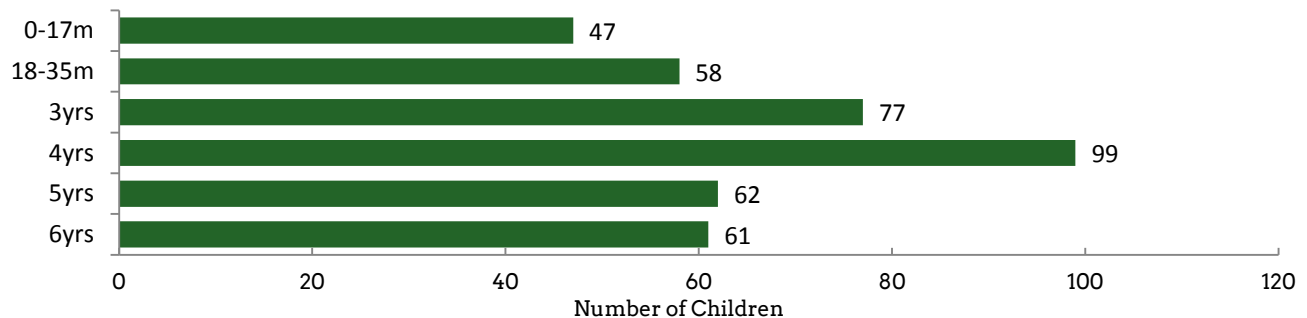
Children by Designation



Children by Program Type



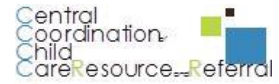
Children by Age



This document was made possible by Grant #412A130030 from U.S. Department of Education and from a Child Care Development Fund Block Grant #2014G996005 - Doc #G1401ORCCDF. Its contents are solely the responsibility of the authors and do not necessarily represent the official views of funders.

County Data Facts

All data as of June 30, 2015



Sherman

0

County QRIS Participation

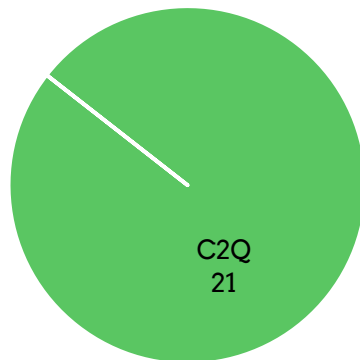
Star Rated Programs

	# Licensed	C2Q	3-Star	4-Star	5-Star
CC	2	2	0	0	0
CF	2	0	0	0	0
RF	0	0	0	0	0
HS	0	0	0	0	0
Totals	4	2	0	0	0

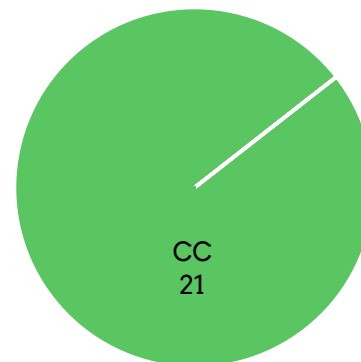
CC = Certified Center; CF = Certified Family; RF = Registered Family; HS = Head Start

Children in QRIS Programs: 21

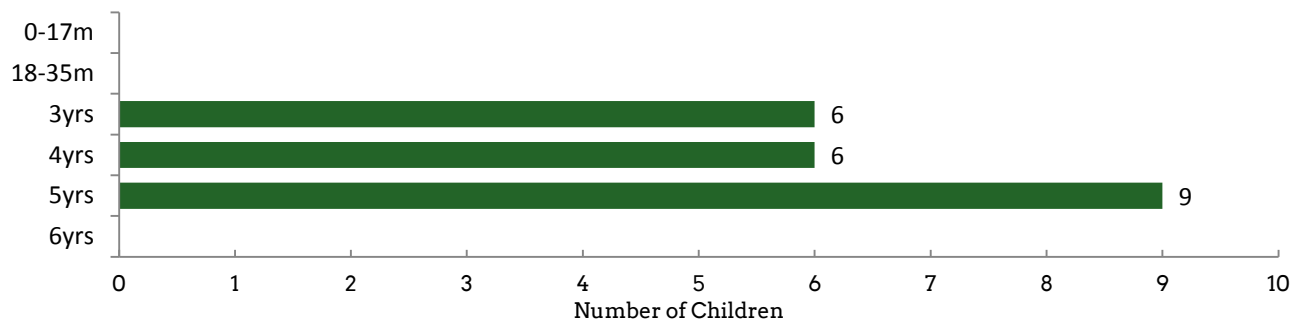
Children by Designation



Children by Program Type



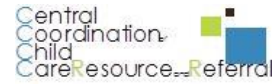
Children by Age



This document was made possible by Grant #412A130030 from U.S. Department of Education and from a Child Care Development Fund Block Grant #2014G996005 - Doc #G1401ORCCDF. Its contents are solely the responsibility of the authors and do not necessarily represent the official views of funders.

County Data Facts

All data as of June 30, 2015



Wasco

2

County QRIS Participation

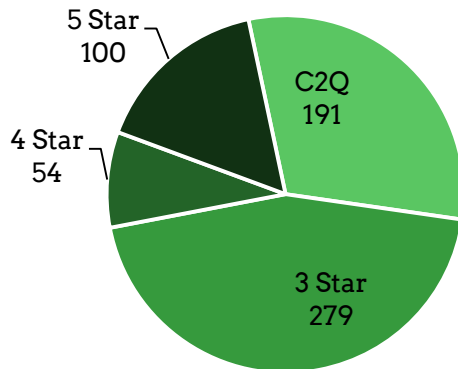
Star Rated Programs

	# Licensed	C2Q	3-Star	4-Star	5-Star
CC	0	0	1	0	0
CF	4	2	1	0	0
RF	36	8	0	0	0
HS	6	0	0	0	0
Totals	46	10	2	0	0

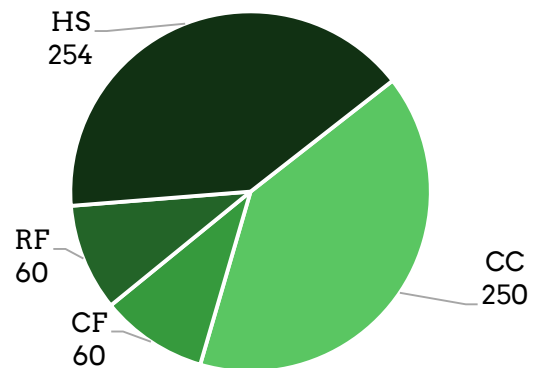
CC = Certified Center; CF = Certified Family; RF = Registered Family; HS = Head Start

Children in QRIS Programs: 624

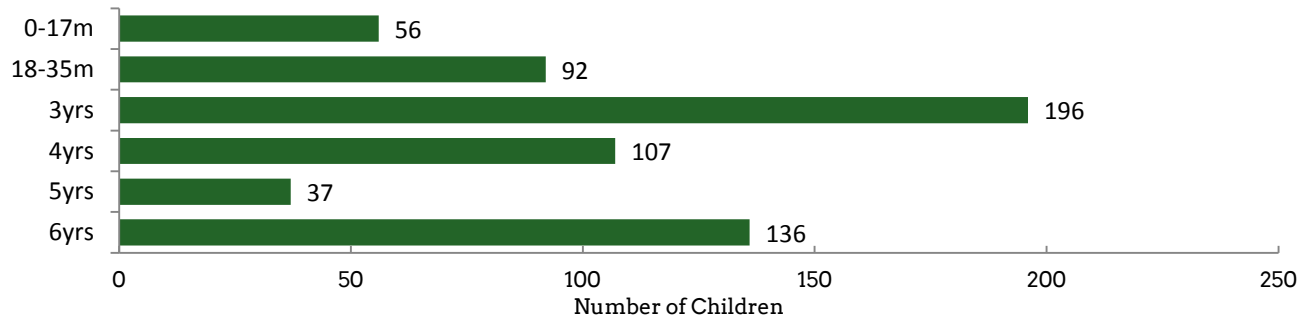
Children by Designation



Children by Program Type



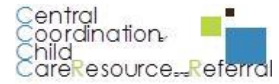
Children by Age



This document was made possible by Grant #412A130030 from U.S. Department of Education and from a Child Care Development Fund Block Grant #2014G996005 - Doc #G1401ORCCDF. Its contents are solely the responsibility of the authors and do not necessarily represent the official views of funders.

County Data Facts

All data as of June 30, 2015



Wheeler

0

County QRIS Participation

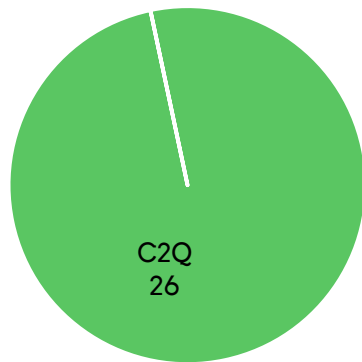
Star Rated Programs

	# Licensed	C2Q	3-Star	4-Star	5-Star
CC	3	3	0	0	0
CF	0	0	0	0	0
RF	1	0	0	0	0
HS	0	0	0	0	0
Totals	4	3	0	0	0

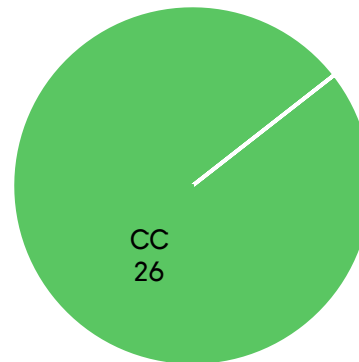
CC = Certified Center; CF = Certified Family; RF = Registered Family; HS = Head Start

Children in QRIS Programs: 26

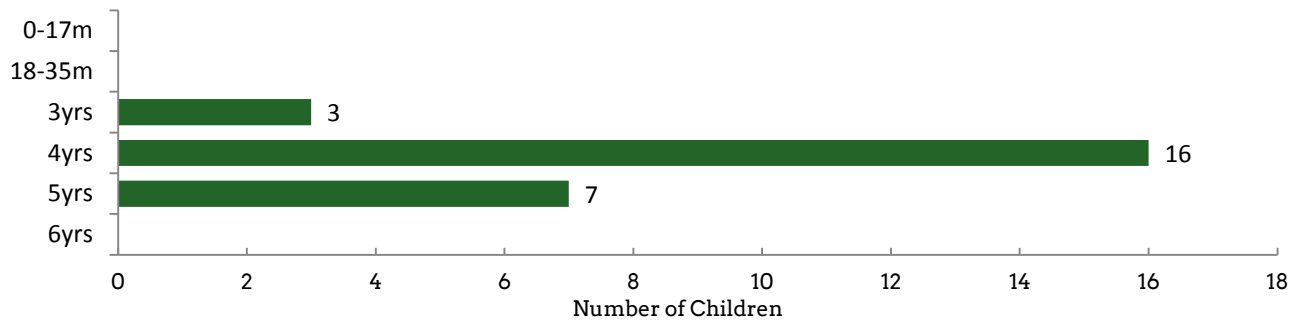
Children by Designation



Children by Program Type



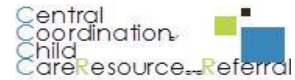
Children by Age



This document was made possible by Grant #412A130030 from U.S. Department of Education and from a Child Care Development Fund Block Grant #2014G996005 - Doc #G1401ORCCDF. Its contents are solely the responsibility of the authors and do not necessarily represent the official views of funders.

County Data Facts

All data as of June 30, 2015



Crook

2

County QRIS Participation

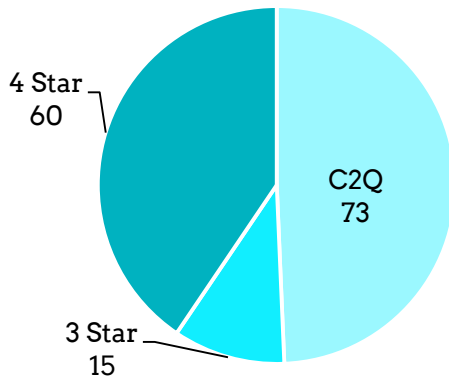
Star Rated Programs

	# Licensed	C2Q	3-Star	4-Star	5-Star
CC	2	1	0	0	0
CF	2	2	1	0	0
RF	10	1	1	0	0
HS	1	0	0	0	0
Totals	15	4	2	0	0

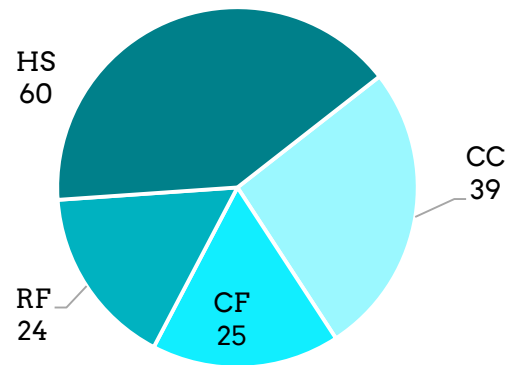
CC = Certified Center; CF = Certified Family; RF = Registered Family; HS = Head Start

Children in QRIS Programs: 148

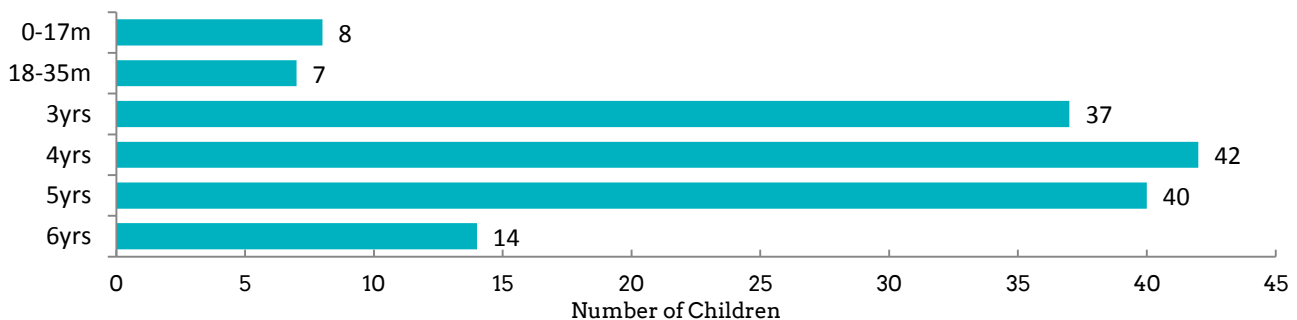
Children by Designation



Children by Program Type



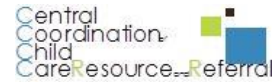
Children by Age



This document was made possible by Grant #412A130030 from U.S. Department of Education and from a Child Care Development Fund Block Grant #2014G996005 - Doc #G1401ORCCDF. Its contents are solely the responsibility of the authors and do not necessarily represent the official views of funders.

County Data Facts

All data as of June 30, 2015



Deschutes

22

County QRIS Participation

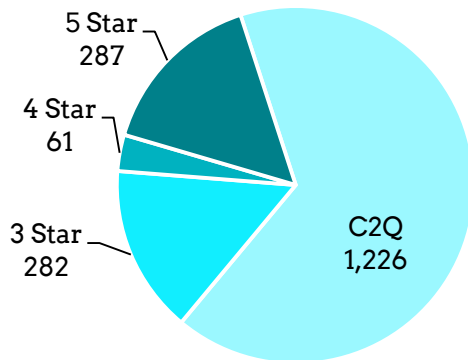
Star Rated Programs

	# Licensed	C2Q	3-Star	4-Star	5-Star
CC	45	15	4	1	2
CF	40	14	3	1	1
RF	73	14	6	2	2
HS	3	0	0	0	0
Totals	161	43	13	4	5

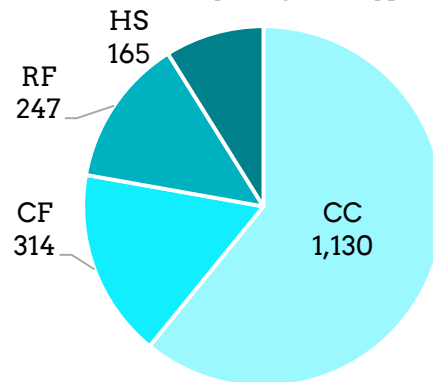
CC = Certified Center; CF = Certified Family; RF = Registered Family; HS = Head Start

Children in QRIS Programs: 1,856

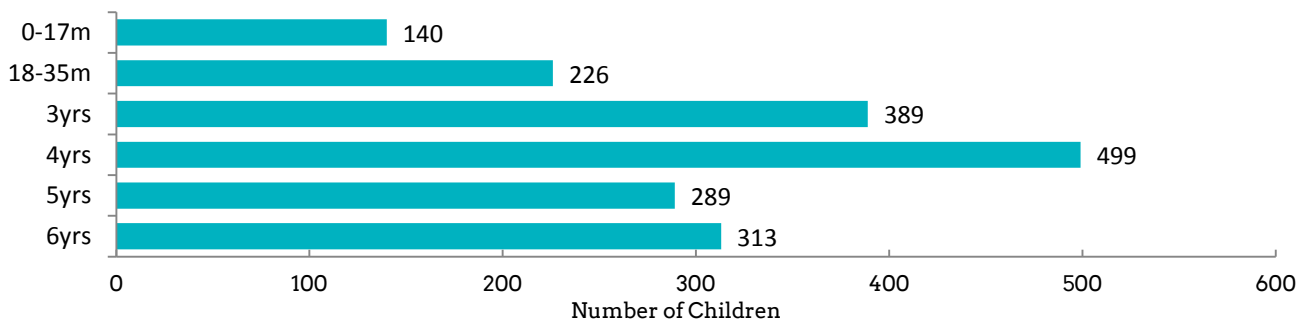
Children by Designation



Children by Program Type



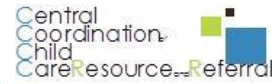
Children by Age



This document was made possible by Grant #412A130030 from U.S. Department of Education and from a Child Care Development Fund Block Grant #2014G996005 - Doc #G1401ORCCDF. Its contents are solely the responsibility of the authors and do not necessarily represent the official views of funders.

County Data Facts

All data as of June 30, 2015



Jefferson

1

County QRIS Participation

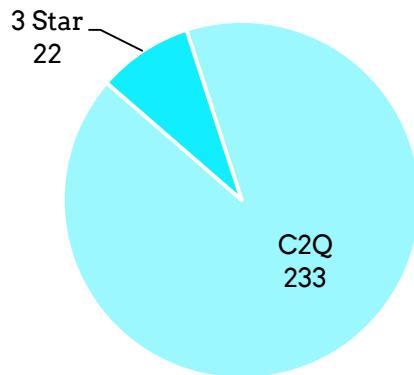
Star Rated Programs

	# Licensed	C2Q	3-Star	4-Star	5-Star
CC	4	2	1	0	0
CF	3	3	0	0	0
RF	19	6	0	0	0
HS	3	0	0	0	0
Totals	29	11	1	0	0

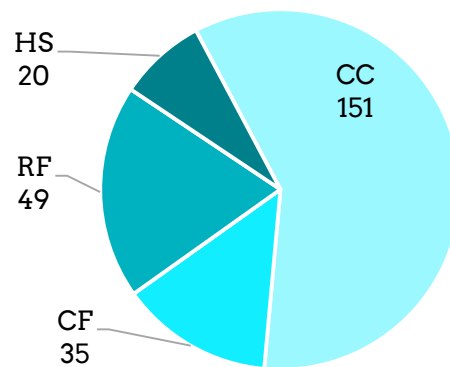
CC = Certified Center; CF = Certified Family; RF = Registered Family; HS = Head Start

Children in QRIS Programs: 255

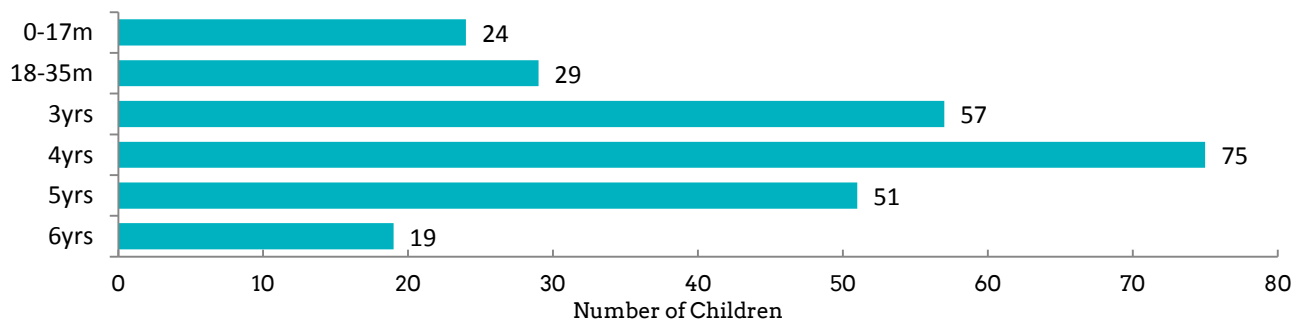
Children by Designation



Children by Program Type



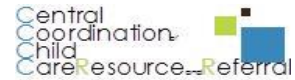
Children by Age



This document was made possible by Grant #412A130030 from U.S. Department of Education and from a Child Care Development Fund Block Grant #2014G996005 - Doc #G1401ORCCDF. Its contents are solely the responsibility of the authors and do not necessarily represent the official views of funders.

County Data Facts

All data as of June 30, 2015



Baker

0

County QRIS Participation

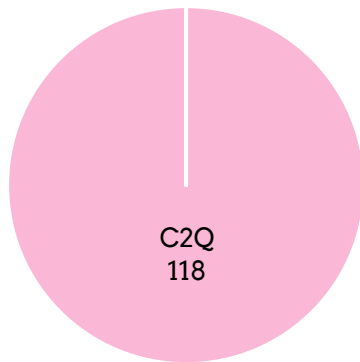
Star Rated Programs

	# Licensed	C2Q	3-Star	4-Star	5-Star
CC	0	0	0	0	0
CF	1	1	0	0	0
RF	17	3	0	0	0
HS	1	0	0	0	0
Totals	19	4	0	0	0

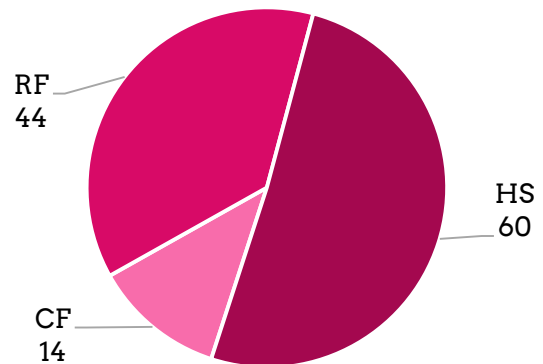
CC = Certified Center; CF = Certified Family; RF = Registered Family; HS = Head Start

Children in QRIS Programs: 118

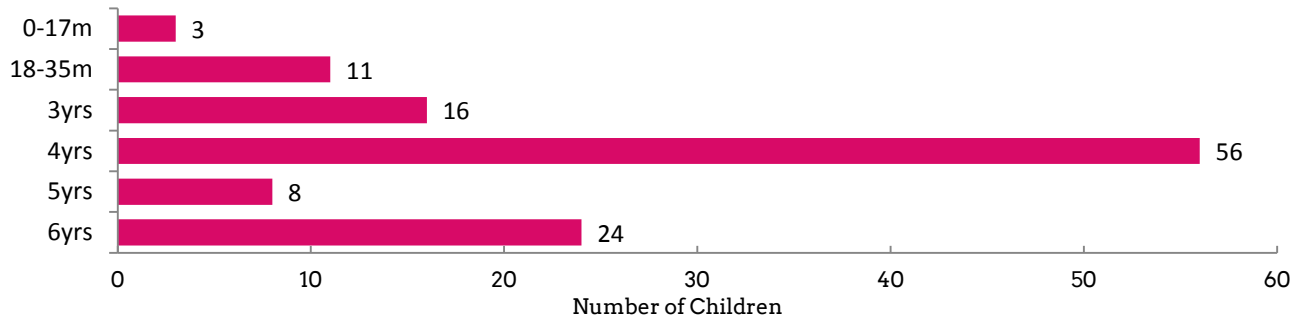
Children by Designation



Children by Program Type



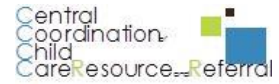
Children by Age



This document was made possible by Grant #412A130030 from U.S. Department of Education and from a Child Care Development Fund Block Grant #2014G996005 - Doc #G1401ORCCDF. Its contents are solely the responsibility of the authors and do not necessarily represent the official views of funders.

County Data Facts

All data as of June 30, 2015



Grant

0

County QRIS Participation

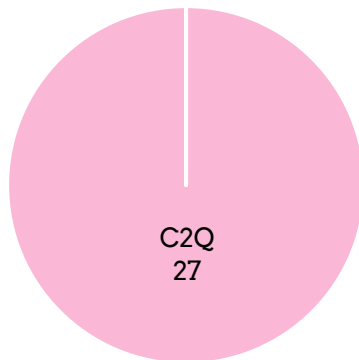
Star Rated Programs

	# Licensed	C2Q	3-Star	4-Star	5-Star
CC	1	1	0	0	0
CF	1	0	0	0	0
RF	1	0	0	0	0
HS	1	0	0	0	0
Totals	4	1	0	0	0

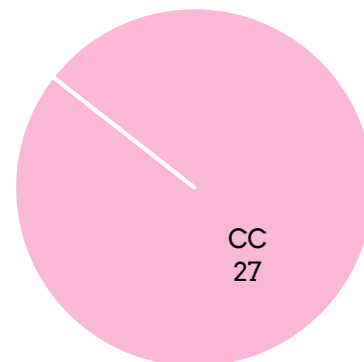
CC = Certified Center; CF = Certified Family; RF = Registered Family; HS = Head Start

Children in QRIS Programs: 27

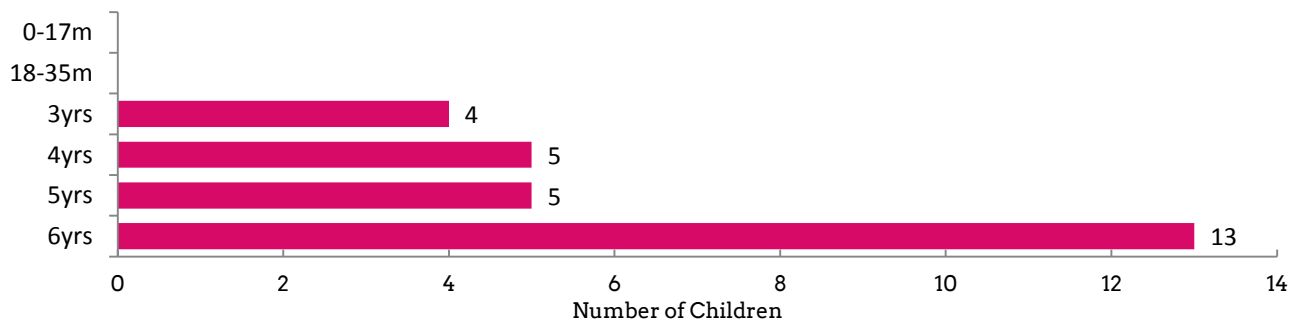
Children by Designation



Children by Program Type



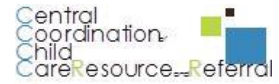
Children by Age



This document was made possible by Grant #412A130030 from U.S. Department of Education and from a Child Care Development Fund Block Grant #2014G996005 - Doc #G1401ORCCDF. Its contents are solely the responsibility of the authors and do not necessarily represent the official views of funders.

County Data Facts

All data as of June 30, 2015



Harney

0

County QRIS Participation

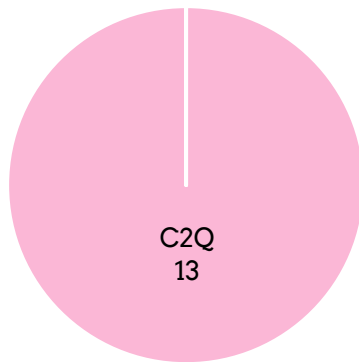
Star Rated Programs

	# Licensed	C2Q	3-Star	4-Star	5-Star
CC	0	0	0	0	0
CF	0	0	0	0	0
RF	3	2	0	0	0
HS	0	0	0	0	0
Totals	3	2	0	0	0

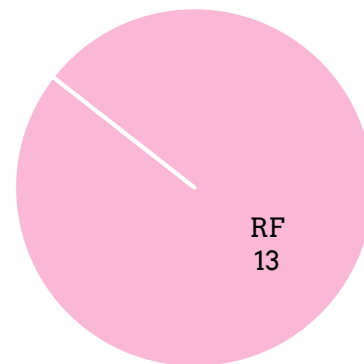
CC = Certified Center; CF = Certified Family; RF = Registered Family; HS = Head Start

Children in QRIS Programs: 13

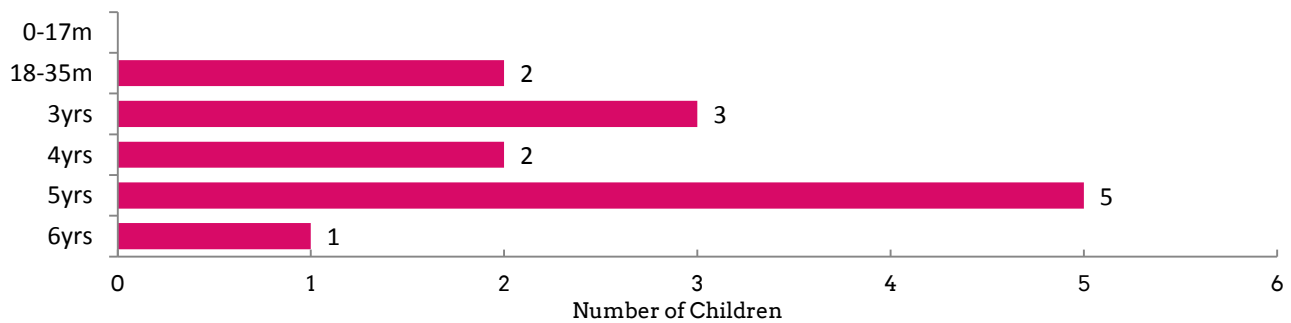
Children by Designation



Children by Program Type



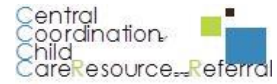
Children by Age



This document was made possible by Grant #412A130030 from U.S. Department of Education and from a Child Care Development Fund Block Grant #2014G996005 - Doc #G1401ORCCDF. Its contents are solely the responsibility of the authors and do not necessarily represent the official views of funders.

County Data Facts

All data as of June 30, 2015



Malheur

0

County QRIS Participation

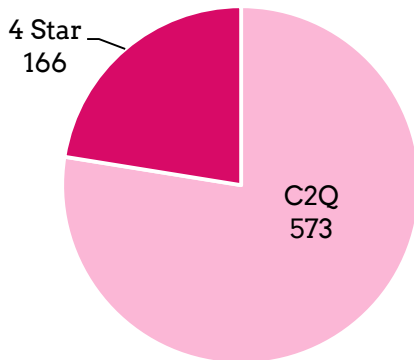
Star Rated Programs

	# Licensed	C2Q	3-Star	4-Star	5-Star
CC	2	1	0	0	0
CF	5	4	0	0	0
RF	20	5	0	0	0
HS	4	0	0	0	0
Totals	31	10	0	0	0

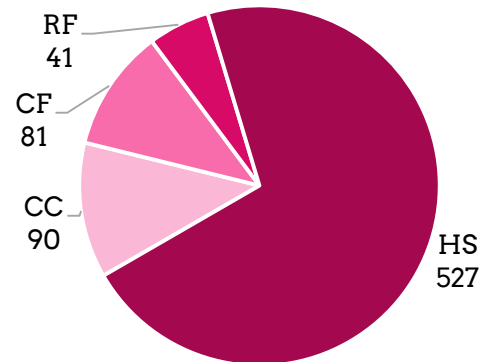
CC = Certified Center; CF = Certified Family; RF = Registered Family; HS = Head Start

Children in QRIS Programs: 739

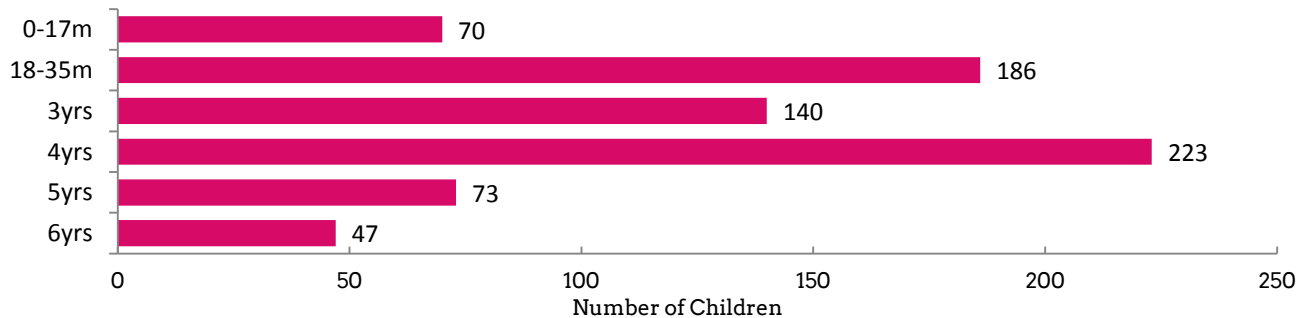
Children by Designation



Children by Program Type



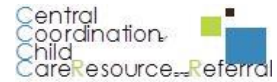
Children by Age



This document was made possible by Grant #412A130030 from U.S. Department of Education and from a Child Care Development Fund Block Grant #2014G996005 - Doc #G1401ORCCDF. Its contents are solely the responsibility of the authors and do not necessarily represent the official views of funders.

County Data Facts

All data as of June 30, 2015



Morrow

0

County QRIS Participation

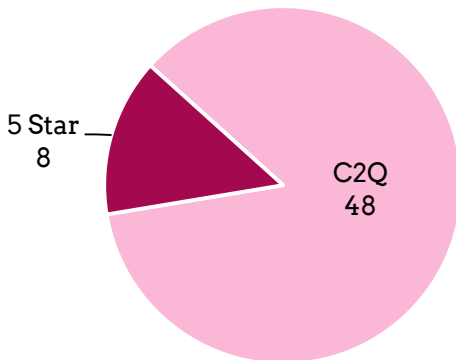
Star Rated Programs

	# Licensed	C2Q	3-Star	4-Star	5-Star
CC	2	1	0	0	0
CF	0	0	0	0	0
RF	1	0	0	0	0
HS	3	0	0	0	0
Totals	6	1	0	0	0

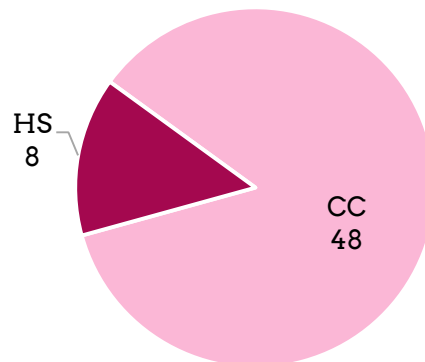
CC = Certified Center; CF = Certified Family; RF = Registered Family; HS = Head Start

Children in QRIS Programs: 56

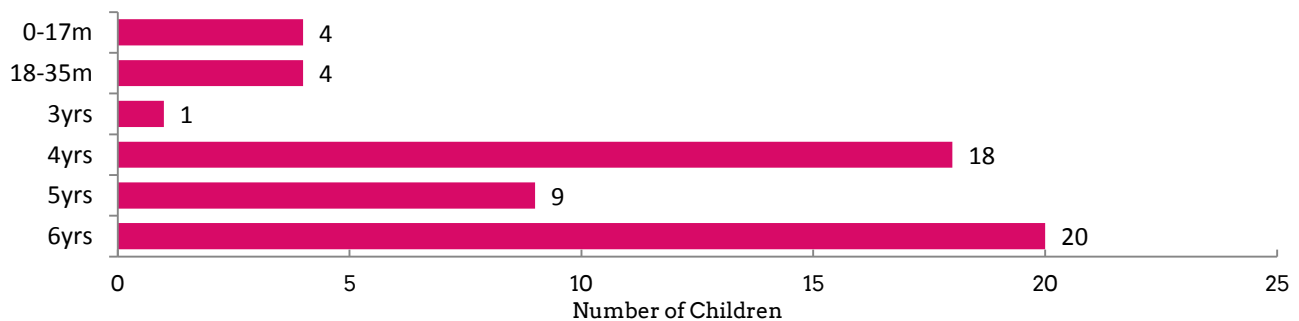
Children by Designation



Children by Program Type



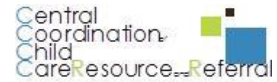
Children by Age



This document was made possible by Grant #412A130030 from U.S. Department of Education and from a Child Care Development Fund Block Grant #2014G996005 - Doc #G1401ORCCDF. Its contents are solely the responsibility of the authors and do not necessarily represent the official views of funders.

County Data Facts

All data as of June 30, 2015



Umatilla

0

County QRIS Participation

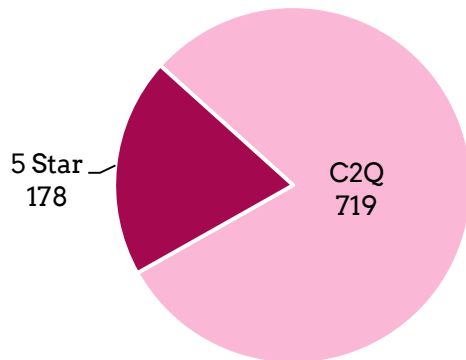
Star Rated Programs

	# Licensed	C2Q	3-Star	4-Star	5-Star
CC	7	3	0	0	0
CF	10	1	0	0	0
RF	59	9	0	0	0
HS	13	0	0	0	0
Totals	89	13	0	0	0

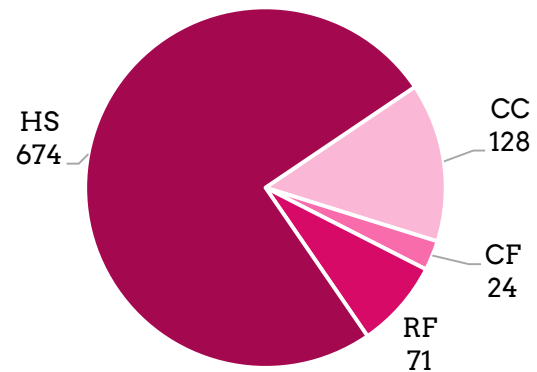
CC = Certified Center; CF = Certified Family; RF = Registered Family; HS = Head Start

Children in QRIS Programs: 897

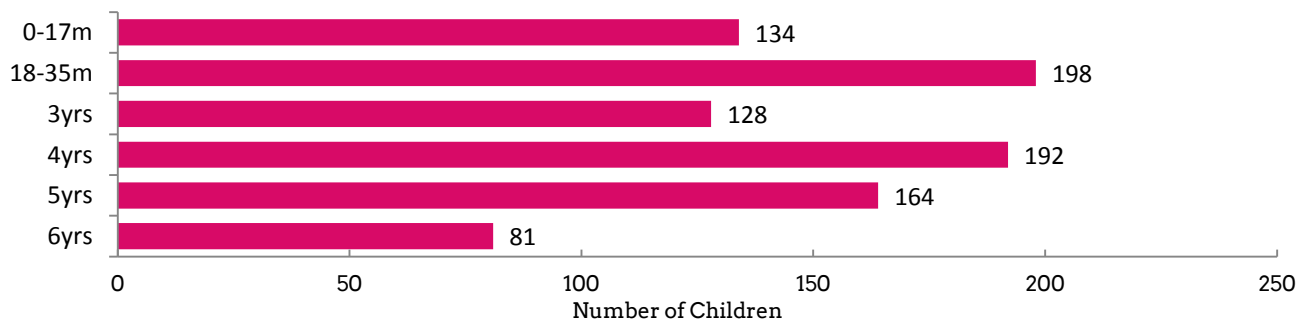
Children by Designation



Children by Program Type



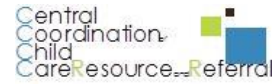
Children by Age



This document was made possible by Grant #412A130030 from U.S. Department of Education and from a Child Care Development Fund Block Grant #2014G996005 - Doc #G1401ORCCDF. Its contents are solely the responsibility of the authors and do not necessarily represent the official views of funders.

County Data Facts

All data as of June 30, 2015



Union

0

County QRIS Participation

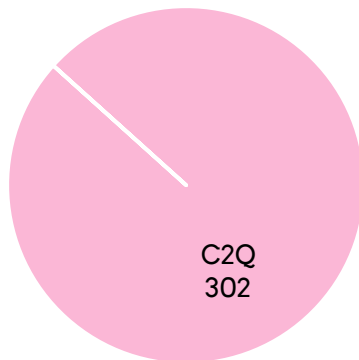
Star Rated Programs

	# Licensed	C2Q	3-Star	4-Star	5-Star
CC	3	1	0	0	0
CF	1	1	0	0	0
RF	27	3	0	0	0
HS	3	0	0	0	0
Totals	34	5	0	0	0

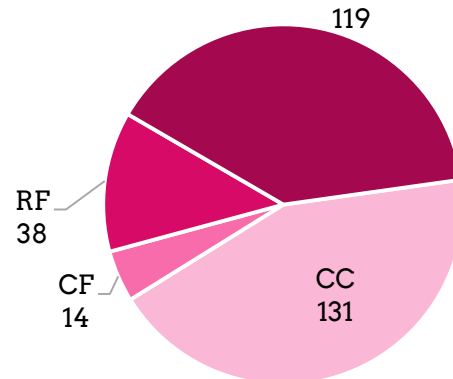
CC = Certified Center; CF = Certified Family; RF = Registered Family; HS = Head Start

Children in QRIS Programs: 302

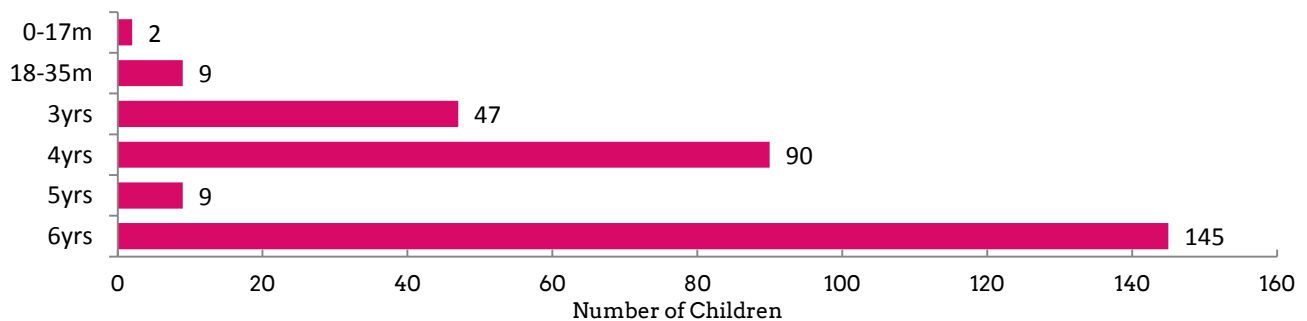
Children by Designation



Children by Program Type



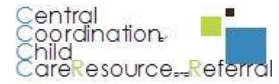
Children by Age



This document was made possible by Grant #412A130030 from U.S. Department of Education and from a Child Care Development Fund Block Grant #2014G996005 - Doc #G1401ORCCDF. Its contents are solely the responsibility of the authors and do not necessarily represent the official views of funders.

County Data Facts

All data as of June 30, 2015



Wallowa

0

County QRIS Participation

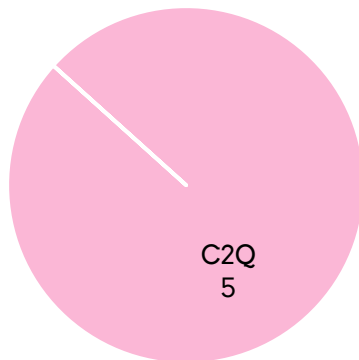
Star Rated Programs

	# Licensed	C2Q	3-Star	4-Star	5-Star
CC	1	1	0	0	0
CF	2	0	0	0	0
RF	3	0	0	0	0
HS	2	0	0	0	0
Totals	8	1	0	0	0

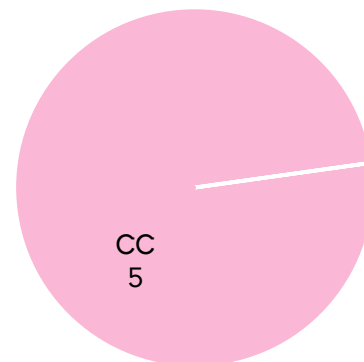
CC = Certified Center; CF = Certified Family; RF = Registered Family; HS = Head Start

Children in QRIS Programs: 5

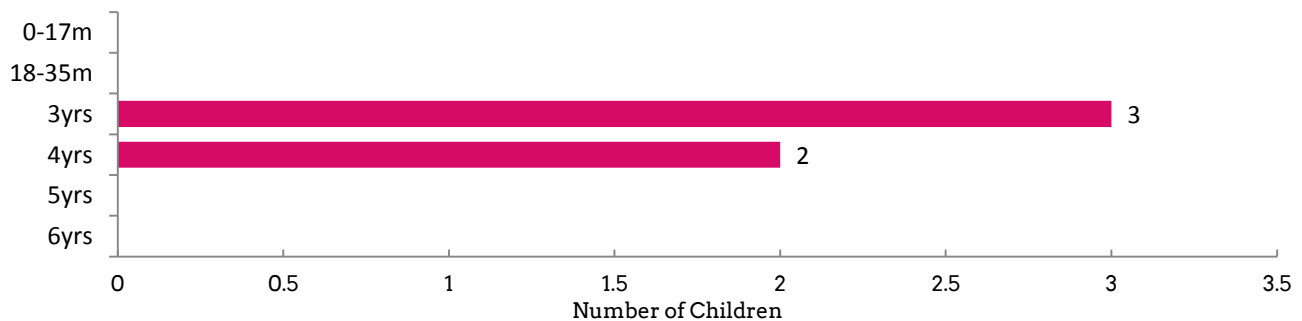
Children by Designation



Children by Program Type



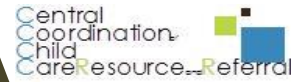
Children by Age



This document was made possible by Grant #412A130030 from U.S. Department of Education and from a Child Care Development Fund Block Grant #2014G996005 - Doc #G1401ORCCDF. Its contents are solely the responsibility of the authors and do not necessarily represent the official views of funders.

County Data Facts

All data as of June 30, 2015



Clackamas

10

County QRIS Participation

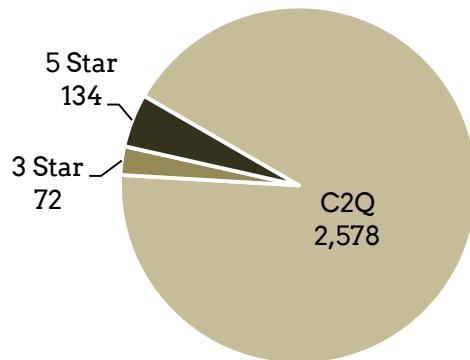
Star Rated Programs

	# Licensed	C2Q	3-Star	4-Star	5-Star
CC	91	36	1	0	1
CF	40	12	1	0	3
RF	194	9	4	0	0
HS	9	0	0	0	0
Totals	334	57	6	0	4

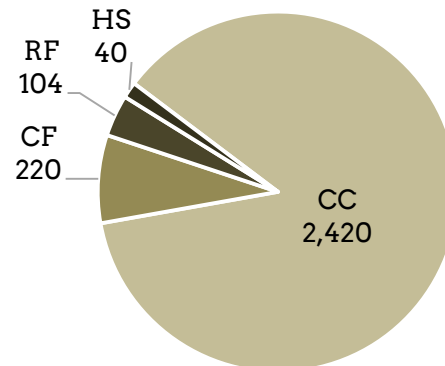
CC = Certified Center; CF = Certified Family; RF = Registered Family; HS = Head Start

Children in QRIS Programs: 2,784

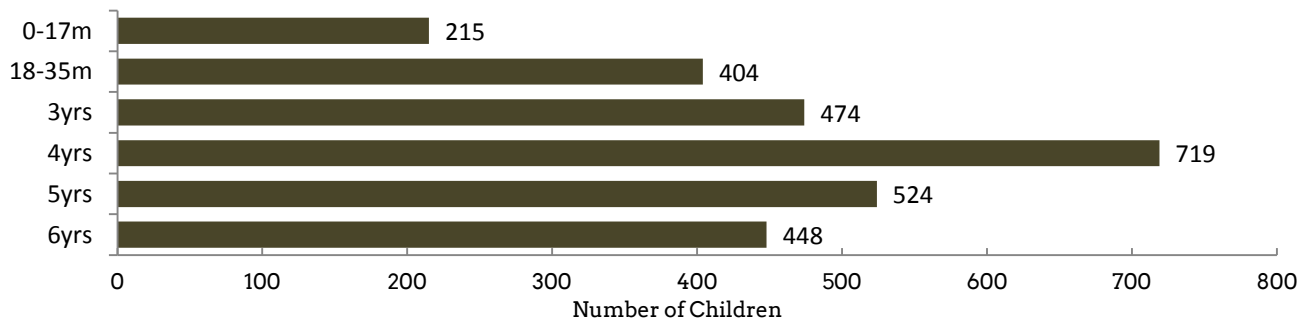
Children by Designation



Children by Program Type



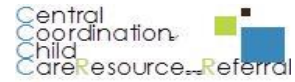
Children by Age



This document was made possible by Grant #412A130030 from U.S. Department of Education and from a Child Care Development Fund Block Grant #2014G996005 - Doc #G1401ORCCDF. Its contents are solely the responsibility of the authors and do not necessarily represent the official views of funders.

County Data Facts

All data as of June 30, 2015



Columbia

1

County QRIS Participation

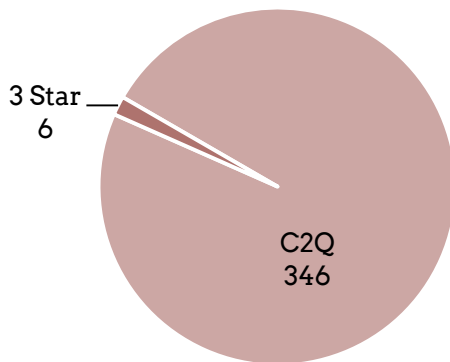
Star Rated Programs

	# Licensed	C2Q	3-Star	4-Star	5-Star
CC	12	6	0	0	0
CF	1	1	0	0	0
RF	24	5	1	0	0
HS	0	0	0	0	0
Totals	37	12	1	0	0

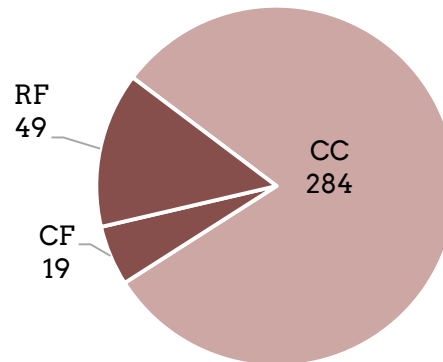
CC = Certified Center; CF = Certified Family; RF = Registered Family; HS = Head Start

Children in QRIS Programs: 352

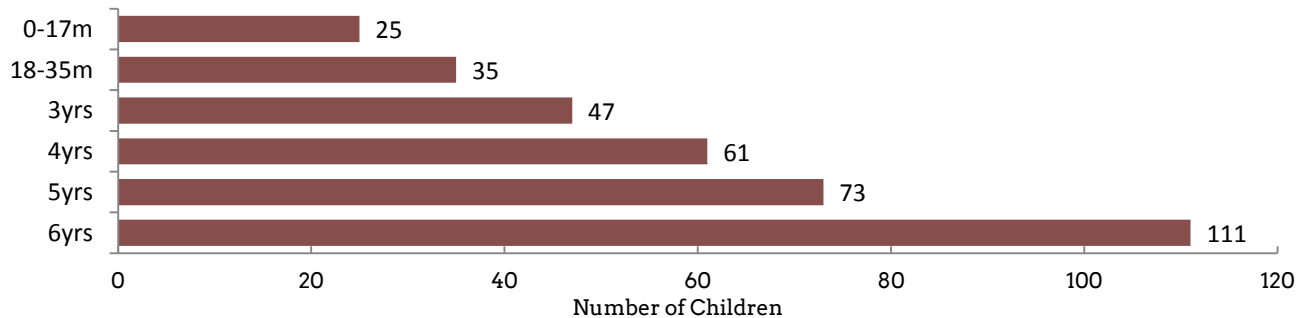
Children by Designation



Children by Program Type



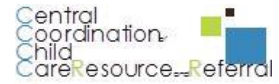
Children by Age



This document was made possible by Grant #412A130030 from U.S. Department of Education and from a Child Care Development Fund Block Grant #2014G996005 - Doc #G1401ORCCDF. Its contents are solely the responsibility of the authors and do not necessarily represent the official views of funders.

County Data Facts

All data as of June 30, 2015



Washington

18

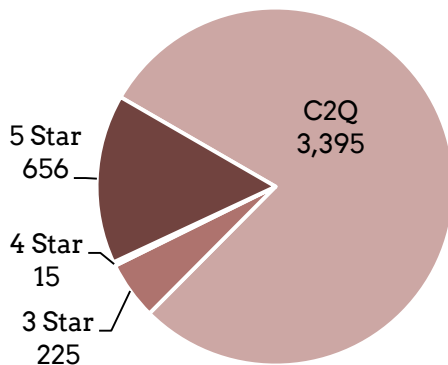
Star Rated Programs

	# Licensed	C2Q	3-Star	4-Star	5-Star
CC	180	36	2	0	2
CF	156	26	4	1	8
RF	324	16	1	0	0
HS	4	0	0	0	0
Totals	664	78	7	1	10

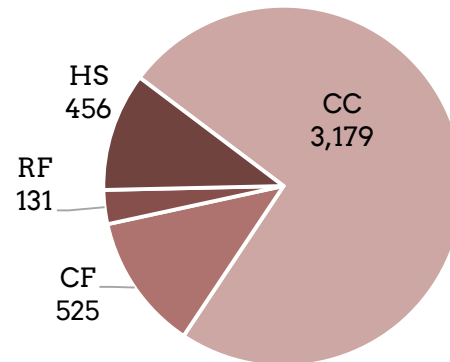
CC = Certified Center; CF = Certified Family; RF = Registered Family; HS = Head Start

Children in QRIS Programs: 4,291

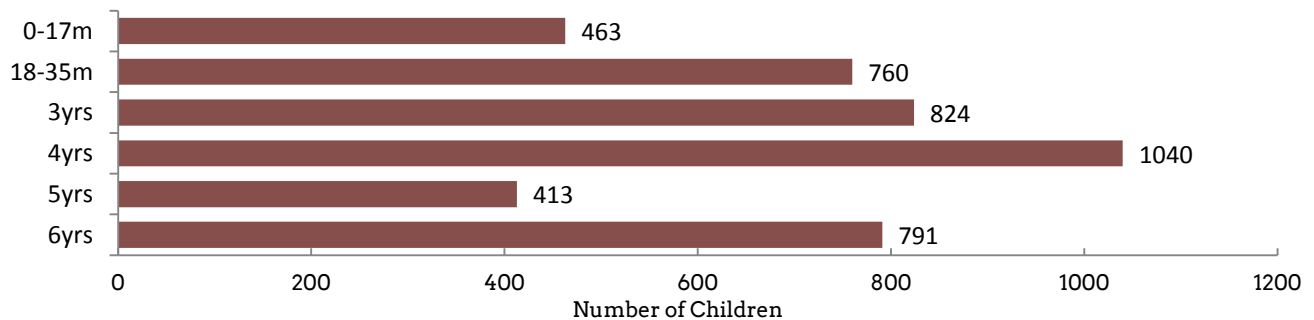
Children by Designation



Children by Program Type



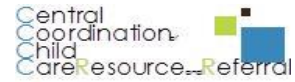
Children by Age



This document was made possible by Grant #412A130030 from U.S. Department of Education and from a Child Care Development Fund Block Grant #2014G996005 - Doc #G1401ORCCDF. Its contents are solely the responsibility of the authors and do not necessarily represent the official views of funders.

County Data Facts

All data as of June 30, 2015



Teen Parent

14

County QRIS Participation

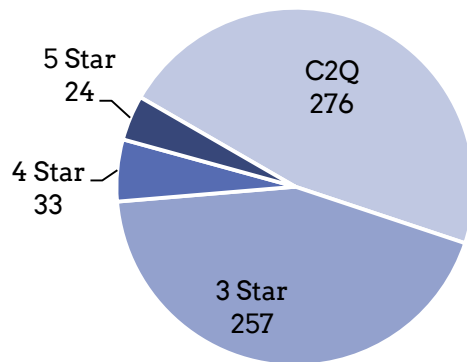
Star Rated Programs

	# Licensed	C2Q	3-Star	4-Star	5-Star
CC	30	16	12	1	1
CF	30	16	12	1	1

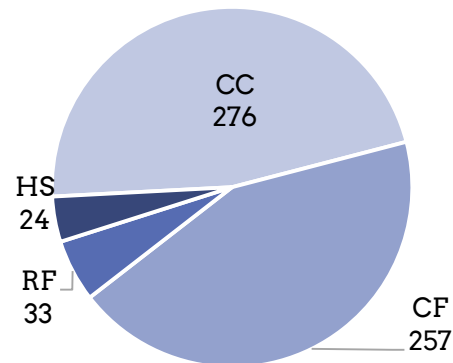
CC = Certified Center; CF = Certified Family; RF = Registered Family; HS = Head Start

Children in QRIS Programs: 590

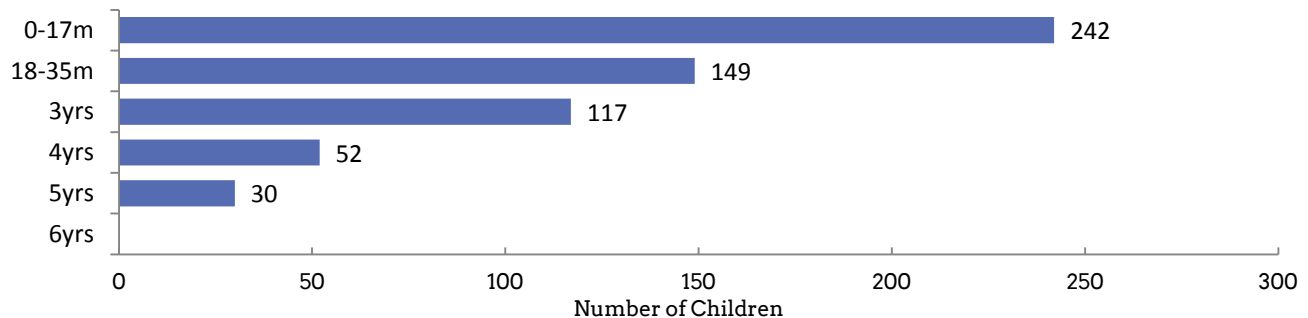
Children by Designation



Children by Program Type



Children by Age



This document was made possible by Grant #412A130030 from U.S. Department of Education and from a Child Care Development Fund Block Grant #2014G996005 - Doc #G1401ORCCDF. Its contents are solely the responsibility of the authors and do not necessarily represent the official views of funders.